

Bed Hardware

Designed for Strength and Better Rest



Welcome to a unique bed hardware design that allows you to rest better. Our goal was to design a hardware that does three things:

1. Keeps the bed from shaking
2. Keeps the bed firmly in place
3. Is easy and quick to install

This innovative design does all three. Both large scale manufacturers and do it yourself hobbyists find the easy assembly a pleasure. We are pleased to present this new hardware and know you will be pleased as well.



Foundry where our bed hardware is meticulously cast.



Each mold is hand poured to assure top quality


Amish Craftsmen use only top grand high-tensile aluminum to cast our bed hardware at their foundry in the Ohio Valley. Careful inspection and much hand work assure every piece is molded to perfection.




Each piece of hardware is cut by hand.




Hardware is its easy assembly.
Anyone can do it!



Exterior Corner Brackets for added strength



Unique design tightens the lag bolts and prevents the bed from shaking or wobbling.



Dovetail design keeps bed slats firmly in place.

Each kit comes complete with 4 corner brackets, slat hardware and the lag bolts, screws and rubber caps needed for assembly.



SS08 Mounting Kit (Sleigh Beds)



FS07 Mounting Kit (Regular Beds)

Our kits are conveniently packaged and delivered directly to your door.



**Handmade
in USA**

