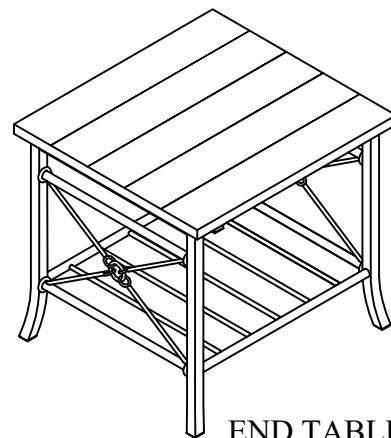
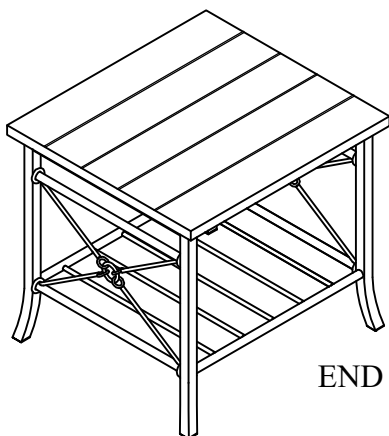




COCKTAIL TABLE



END TABLE

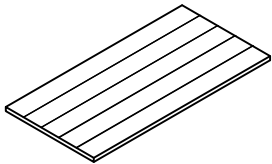
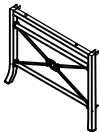
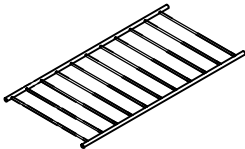
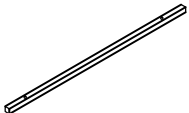







END TABLE

ASSEMBLY INSTRUCTIONS

ITEM # :70060-43-01 HARRISON 3PK OCCASIONAL - BROWN
70060-43-02 HARRISON 3PK OCCASIONAL - WHITEWASH

COCKTAIL TABLE PARTS & HARDWARE LIST

 Ⓐ COCKTAIL TABLE TOP x 1	 Ⓑ COCKTAIL TABLE LEGS x2	 Ⓒ LONG METAL FRAME x 1
 Ⓓ LONG WOOD RAILS X 2 PCS	 Ⓔ1 ALLEN BOLT x 8 (Ø1/4" *15 MM)	 Ⓔ2 ALLEN BOLT x 10 (Ø1/4" *40 MM)
 Ⓔ3 SPRING WASHER x 18 (Ø1/4")	 Ⓔ4 FLAT WASHER x 18 (Ø1/4")	 Ⓔ5 ALLEN KEY x 1 (M4)

Customer Service Contact Information:

Toll Free Phone Number: 1-844-771-2727

Email: consumercare@lanefurniture.com

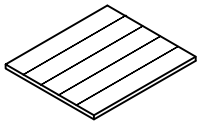
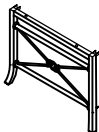
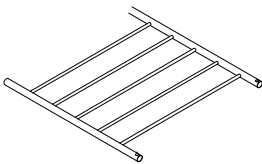
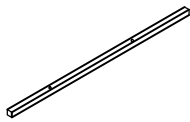





Website: www.lanefurniture.com

NOTES :

1. CHECK CAREFULLY FOR SMALL PARTS WHICH MAY COME LOOSE DURING SHIPMENT.
2. REMOVE ALL COMPONENTS FROM THE PACK AND PLACE ON A CLEAN, SOFT SURFACE TO ASSEMBLE.
3. UNITS SHOULD BE ASSEMBLED BY TWO OR MORE PEOPLE.
4. DO NOT OVER - TIGHTEN SCREW/ BOLTS UNTIL ASSEMBLY IS COMPLETED.
5. WITH USE, SCREW/ BOLT MAY BE COME LOOSE & MUST BE TIGHTENED PERIODICALLY.



END TABLE PARTS & HARDWARE LIST

 END TABLE TOP x 2	 END TABLE LEGS x 4	 SHORT METAL FRAME x 2
 SHORT WOOD RAILS x 4	 ALLEN BOLT x 16 (Ø1/4" *15 MM)	 ALLEN BOLT x 12 (Ø1/4" *40 MM)
 SPRING WASHER x 28 (Ø1/4")	 FLAT WASHER x 28 (Ø1/4")	 ALLEN KEY x 1 (M4)

Customer Service Contact Information:
Toll Free Phone Number: 1-844-771-2727
Email: consumercare@lanefurniture.com
Website: www.lanefurniture.com

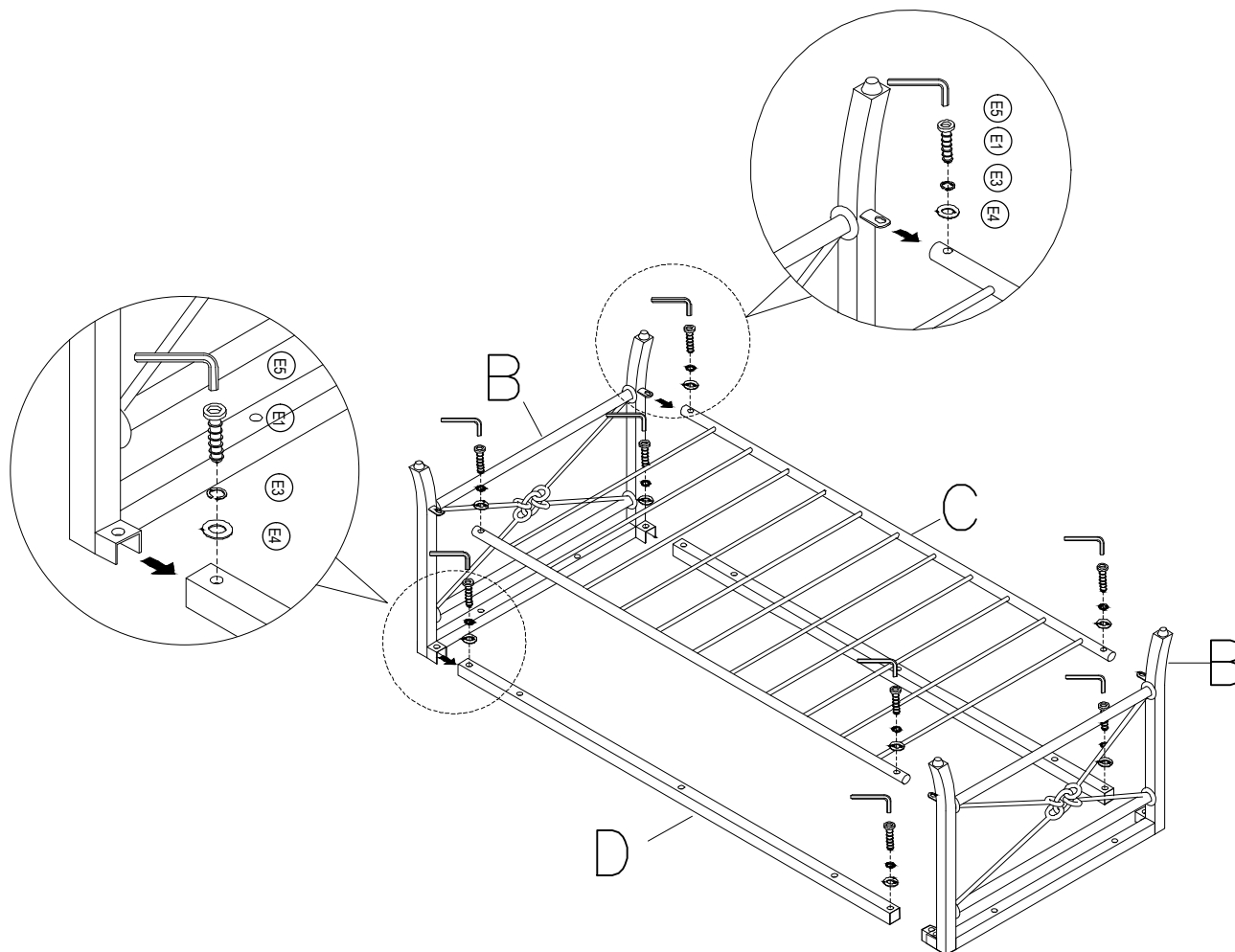
NOTES :

1. CHECK CAREFULLY FOR SMALL PARTS WHICH MAY COME LOOSE DURING SHIPMENT.
2. REMOVE ALL COMPONENTS FROM THE PACK AND PLACE ON A CLEAN, SOFT SURFACE TO ASSEMBLE.
3. UNITS SHOULD BE ASSEMBLED BY TWO OR MORE PEOPLE.
4. DO NOT OVER - TIGHTEN SCREW/ BOLTS UNTIL ASSEMBLY IS COMPLETED.
5. WITH USE, SCREW/ BOLT MAY BE COME LOOSE & MUST BE TIGHTENED PERIODICALLY.



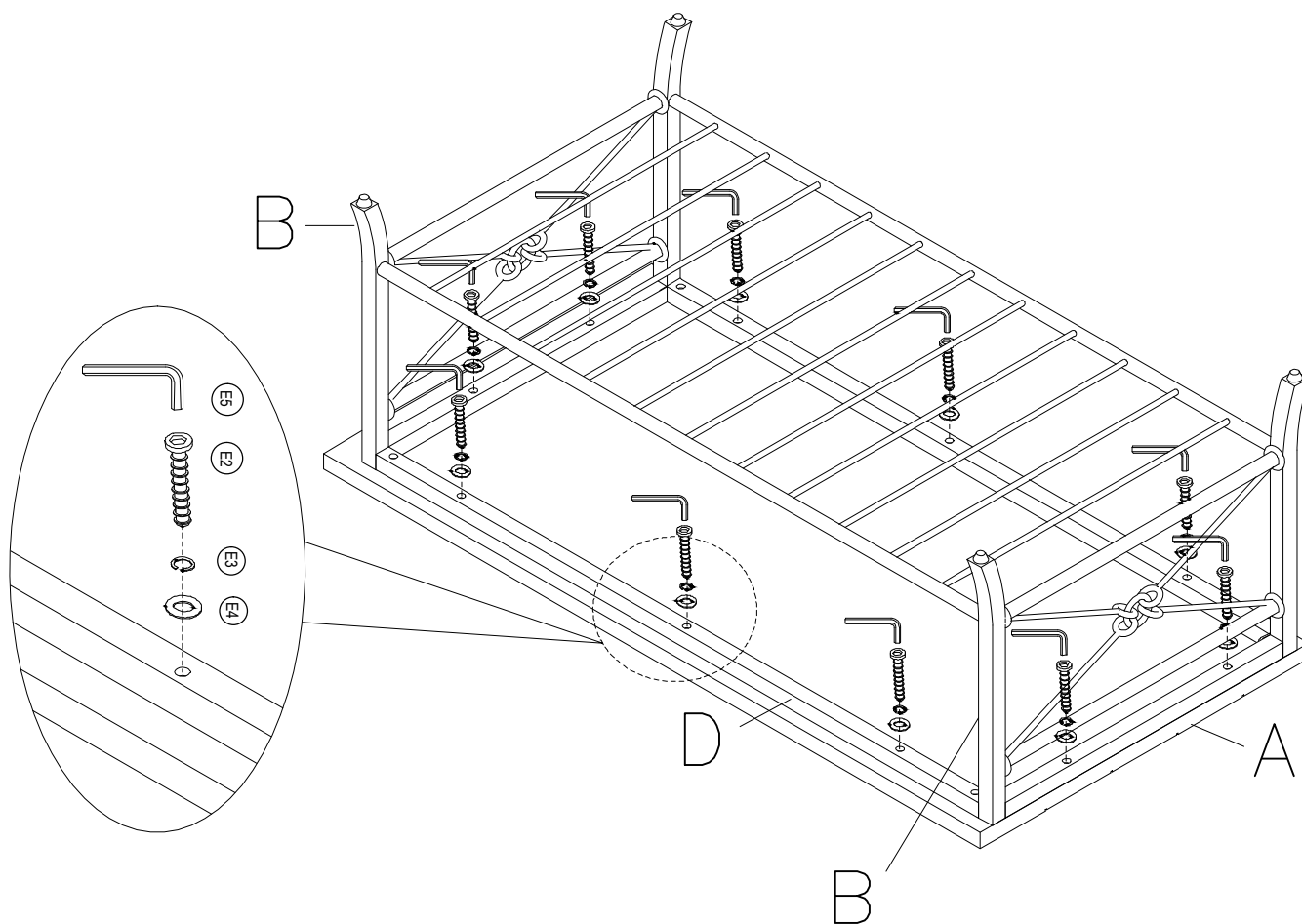
COCKTAIL TABLE ASSEMBLY:

STEP 1 (x1)



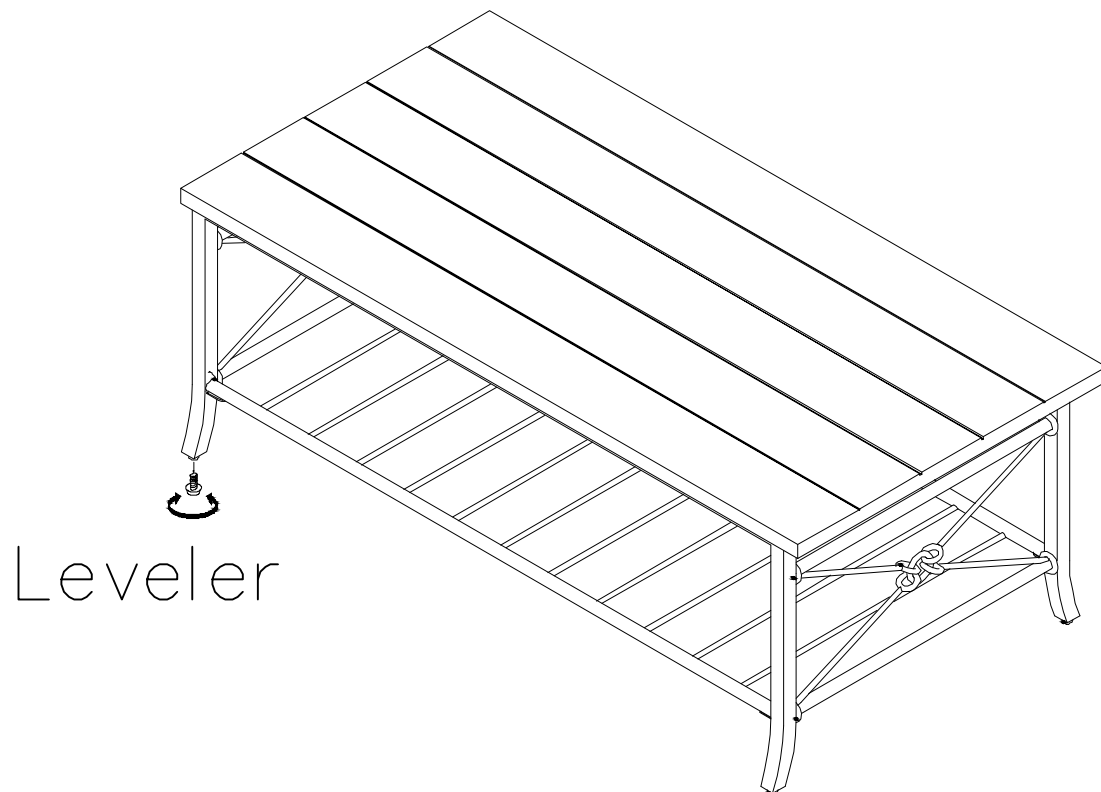
COCKTAIL TABLE ASSEMBLY:

STEP 2 (x1)



COCKTAIL TABLE ASSEMBLY:

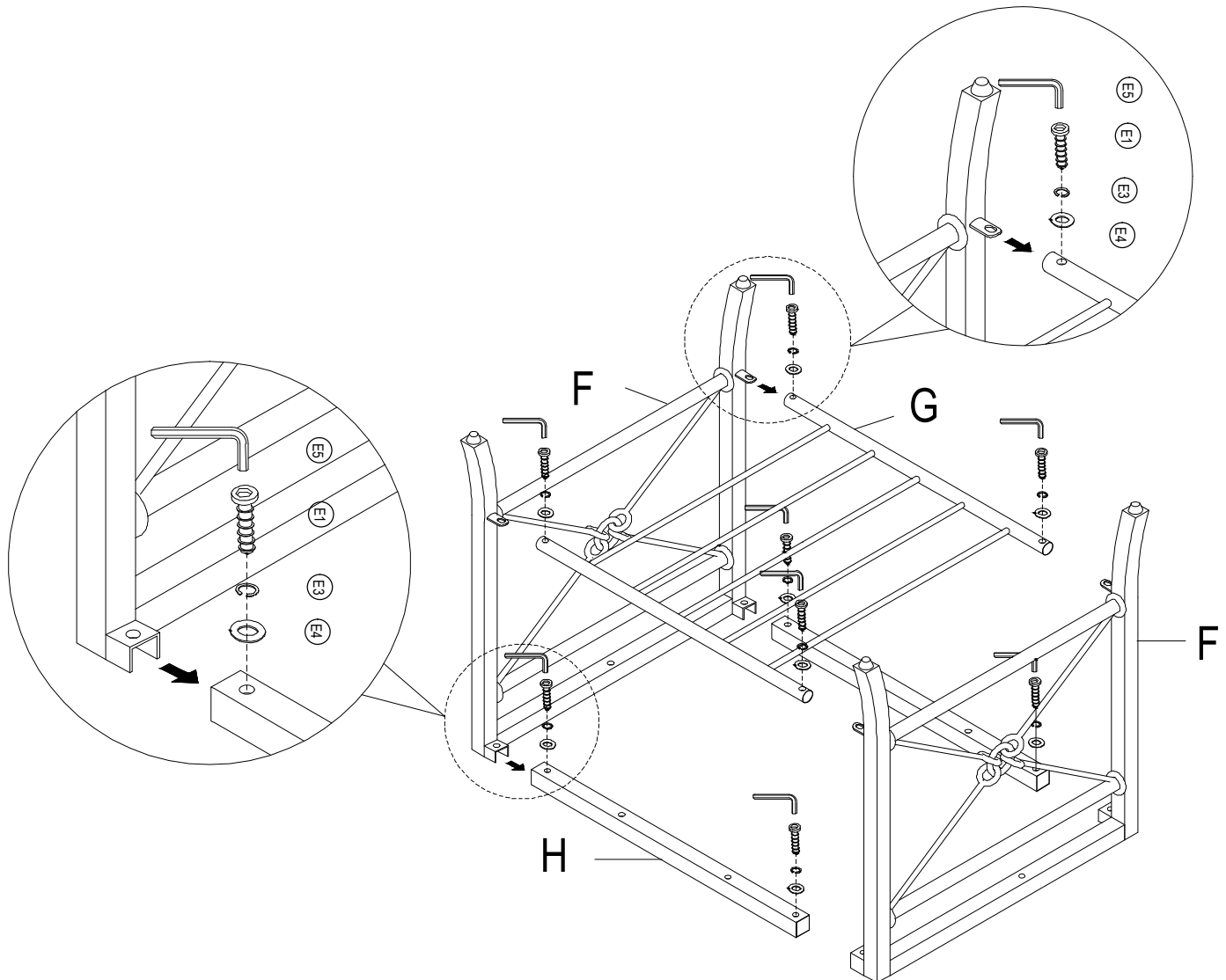
STEP 3 (x1)



COCKTAIL TABLE ASSEMBLY COMPLETED

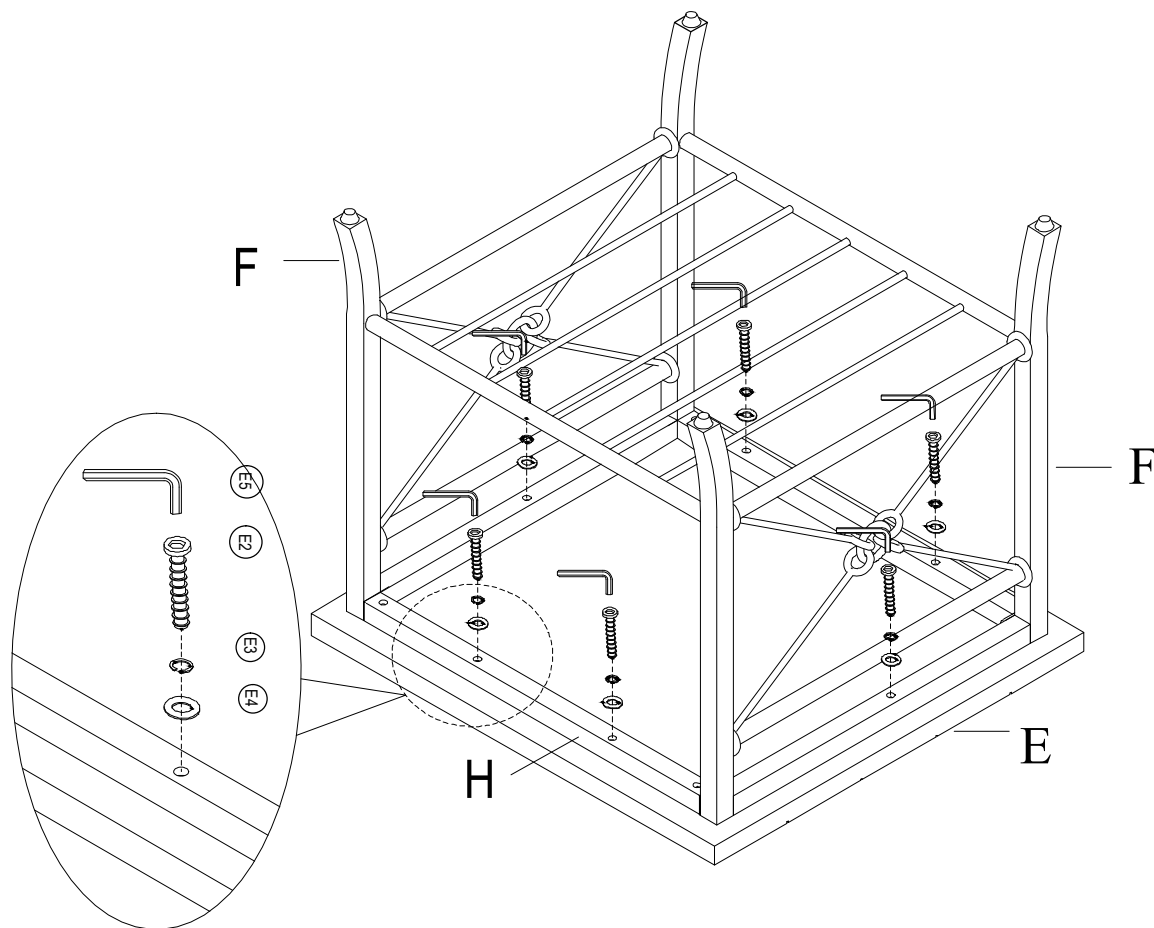
END TABLE ASSEMBLY:

STEP 1 (x2)



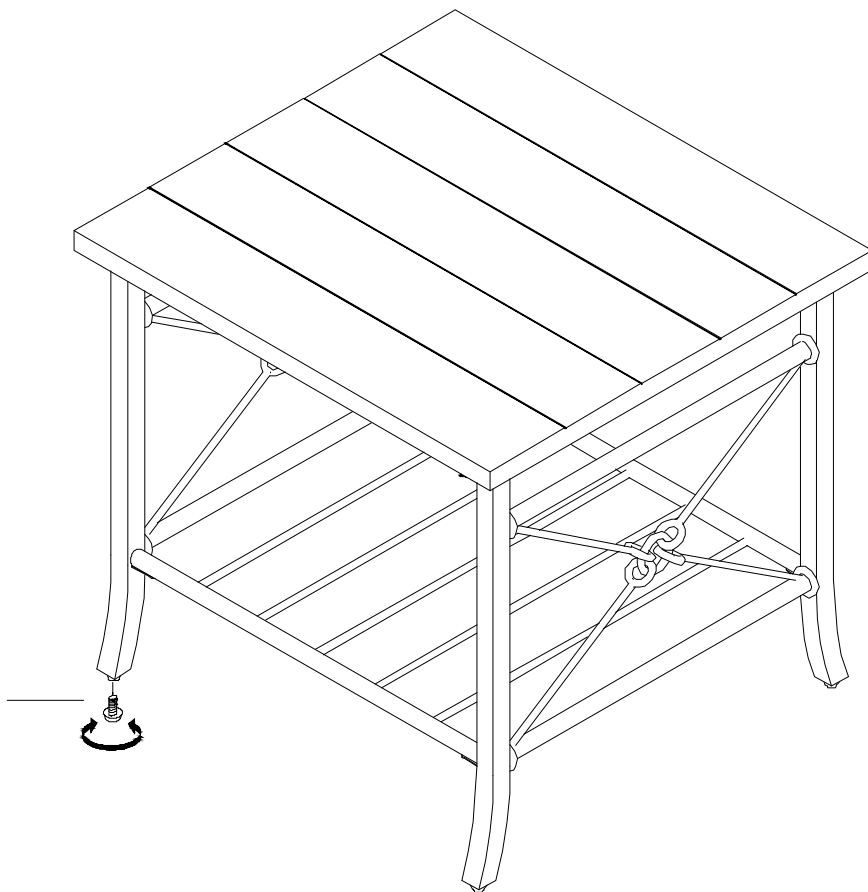
END TABLE ASSEMBLY:

STEP 2 (x2)



END TABLE ASSEMBLY:
STEP 3 (x2)

Leveler



END TABLE ASSEMBLY COMPLETED