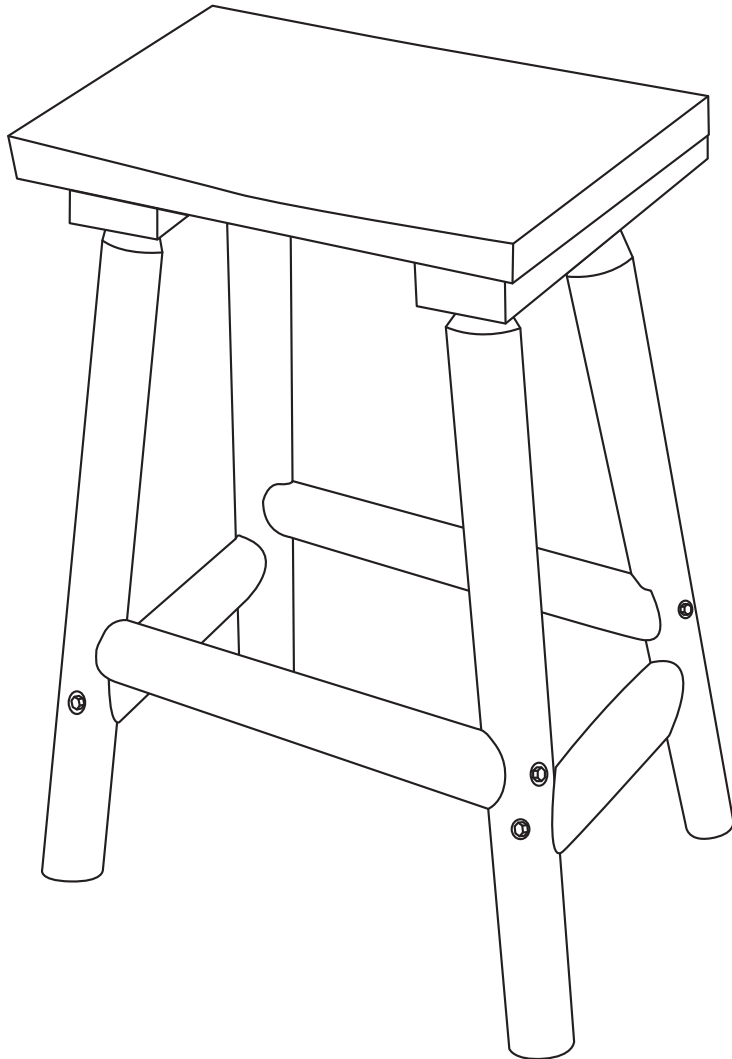



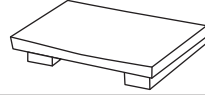




PROVINCIAL FIR WOOD BAR STOOL

IEO-533

Read all assembly and care instructions carefully before using this product. Save this manual for future reference.
Assemble components on a soft, clean surface to avoid scratching or damaging the finish.

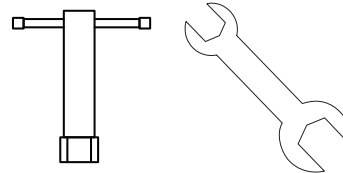


Inspect packaging to ensure all parts are accounted for before disposing of packing materials.

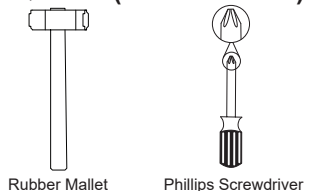
No.	PARTS	QTY.
A	 Leg	4
B	 Seat	1
C	 Long Support Beam	2
D	 Short Support Beam	2
1	 M8 x 110mm Bolt Set	8
2	 M4 x 40mm Screw	4

TOOLS

INCLUDED:



REQUIRED (NOT INCLUDED):



NOTE: Wood is a natural product. Checking (cracks that run the length of a log) is a normal feature of log furniture and is not a structural problem. Checking is part of what gives wood furniture a true rustic appearance.

WARNING:

CHOKING HAZARD — This item contains small parts that can be swallowed. Keep children away during assembly. Manufacturer and seller expressly disclaim any and all liability from personal injury, property damage or loss, whether direct or indirect, or incidental, resulting from the incorrect attachment, improper use, inadequate maintenance, or neglect of this product.

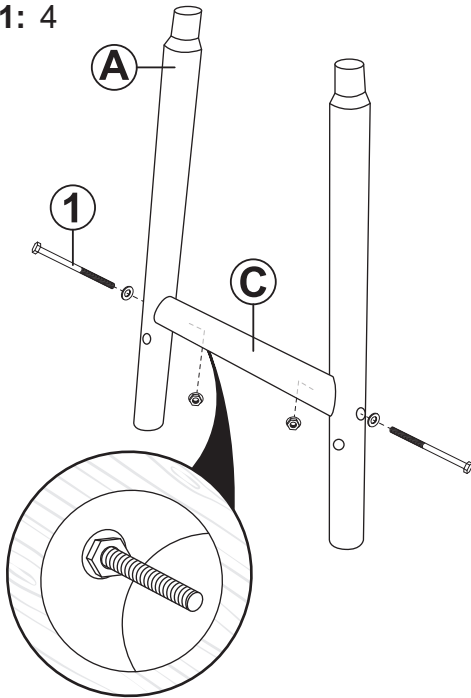
ASSEMBLY

⚠ IMPORTANT -- READ BEFORE BEGINNING ⚠

- Do not tighten bolts until fully assembled; if tightened too soon, parts may not align properly
- Recessed holes face outward
- Large holes on support beams face downward

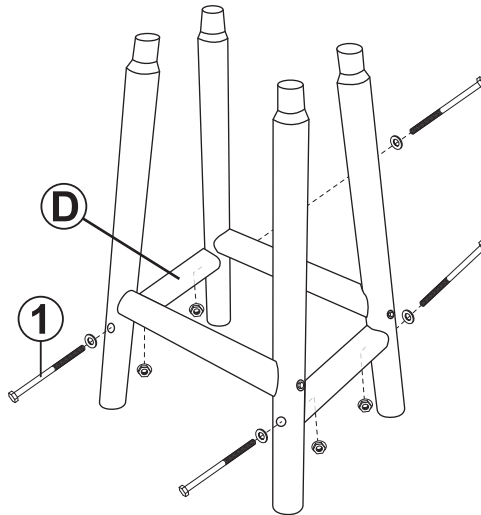
STEP 1

A: 4
C: 2
1: 4



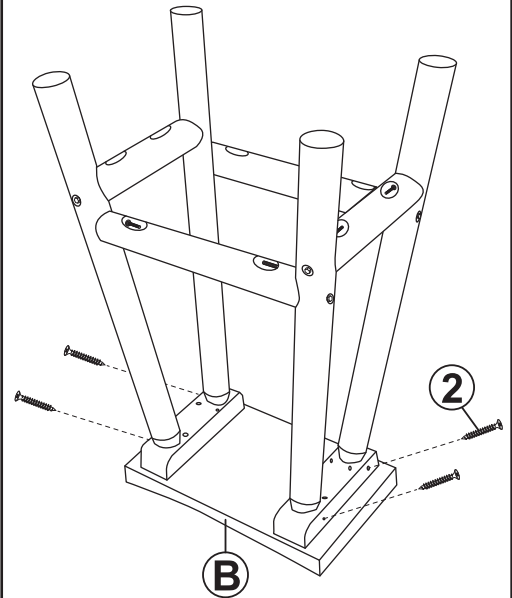
STEP 2

C: 2
1: 4



STEP 3

B: 1
2: 4



General Use & Care

SAFE USE: For residential use only. Only use on a flat, level surface.

MOVING: Always lift furniture when moving it around, never drag it.

INSPECT: Periodically check hardware and tighten as necessary.

EXPOSURE: Over time, sunlight and weather elements may degrade and change the color of natural wood. Avoid leaving wooden furniture in the rain or high-humidity climates; wood expands and contracts with moisture and humidity changes. If this item is not used for extended periods, cover it with a breathable cover or store it indoors.

WINTER CARE & STORAGE: Protect this item from inclement weather, especially ice and snow. Move it to an indoor location that is cool and dry. Covering while in storage is recommended to help prevent dust build-up.

CLEANING: Wipe dust and debris using a soft, dry cloth. Surface mildew can be washed away using a very mild solution of soap and water and a soft cloth.

⚠ SAFETY STATEMENTS & WARNINGS ⚠

- For residential use only. Not intended for commercial or industrial use.
- Do not exceed the weight capacity of the furniture.
- Never use a pressure washer, harsh chemicals or abrasive materials to clean this unit.

Any modification to the product or failure to follow recommended care will void the product warranty.