

RF23BB8200

SAMSUNG

Bespoke Counter Depth 4-Door French Door Refrigerator (23 cu. ft.) with AutoFill Water Pitcher



Signature Features

Customizable Door Colors

Customize the design of your refrigerator with changeable color door panels. Choose from 12 colors and 2 finishes to create a space that fits your style – the options are endless.

Dual Ice Maker with Ice Bites


Enjoy your favorite beverage with your choice of ice. Select from cubed ice or Ice Bites that chill your drink faster. Makes up to 5.3 lbs per day, stores up to 7.3 lbs total.

FlexZone™ Drawer

Customize your middle drawer to be a refrigerator or freezer. With five adjustable settings, you choose what foods to store from fruits and vegetables to your favorite ice cream.

This product is available in fixed color(s) only. Panels can be purchased separately and changed in any of the colors shown below.

Bespoke Panel Color Selection



Design

- Customizable Door Colors
- Modern Design
- Recessed Handle


Technology

- AutoFill Water Pitcher
- Wi-Fi Enabled

Performance

- Dual Ice Maker with Ice Bites
- FlexZone™ Drawer
- Metal Cooling
- 23 cu. ft. Capacity
- Twin Cooling Plus

Rating

 ENERGY STAR® rated:
621 kWh/yr



ADA Compliant

Bespoke Counter Depth 4-Door French Door Refrigerator

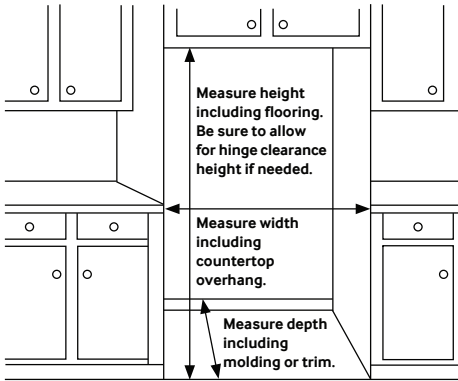
(23 cu. ft.) with AutoFill Water Pitcher

Installation Specifications

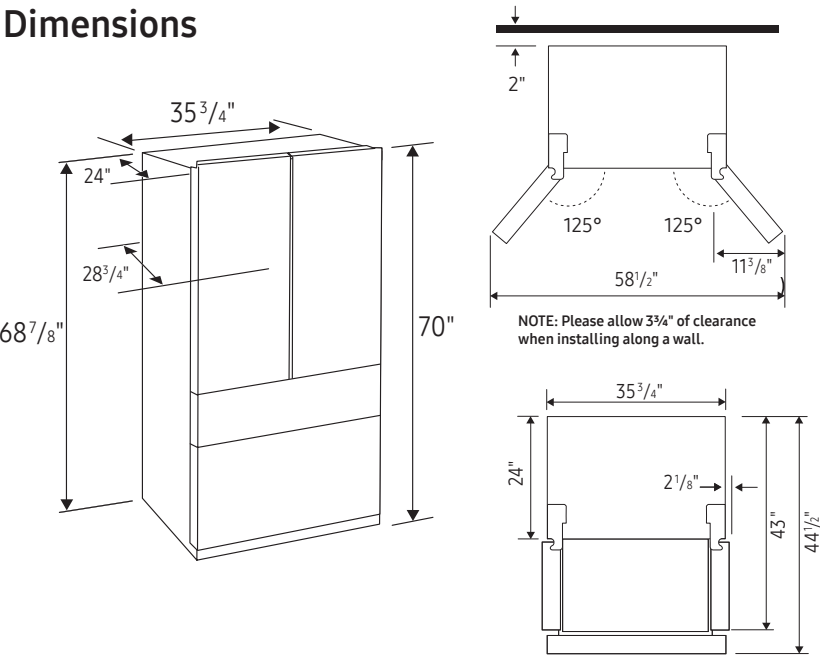
1. Measure the height, width and depth of the opening, making sure to include baseboards, molding tile, countertop overhang, etc. Check to be sure there is enough room to open the door (consider walls, islands or other obstacles when measuring).
2. Refer to illustration below to determine dimensions.
3. Allow 2.5" of clearance on hinge side of refrigerator when installing next to a wall where handle may make contact.
4. Allow 2" minimum clearance at rear for proper air circulation and water/electrical connections. Allow a 3/8" minimum clearance at sides and top for ease of installation.
5. Ensure each door and entryway in the home is wide enough for the refrigerator to be moved through easily.

For optimal usage and ability to open refrigerator doors completely, do not install next to a wall.

Please note: The following dimension and cutout information is for planning purposes only. For complete installation details, consult manual packed with product, or download manual online at [samsung.com](https://www.samsung.com).



Dimensions



Total Capacity: 22.9 cu. ft.

Refrigerator: 13.6 cu. ft.

- 4 Tempered Glass Spill-Proof Shelves
- 2 Clear Drawers, Including Crisper+
- 6 Door Bins

Right: 1 Gallon Bin, 2 Regular Bins

Left: 1 Gallon Bin, 2 Regular Bins
- Surface Lighting

FlexZone™ Drawer: 2.5 cu. ft.

- 5 Temperature Zones

– Soft Freeze (23°F)

– Meat/Fish (30°F)

– Cold Drinks (34°F)

– Deli/Snacks (37°F)

– Wine/Party Dishes (41°F)
- 2 Drawer Dividers
- High Efficiency LED Lighting

Freezer: 6.8 cu. ft.

- Dual Ice Maker in Freezer (Cubed Ice AND Ice Bites)
- Ice Bucket with Cover and 1 Scoop
- Produces up to 5.3 lbs ice/day, stores up to 7.3 lbs
- High Efficiency LED Lighting

Accessories

Water Filter: HAF-QIN

Warranty

One (1) Year Parts and Labor on Refrigerator
Five (5) Years Parts and Labor on Sealed Refrigeration System Only*
Ten (10) Years Parts and Five (5) Years Labor on Digital Inverter Compressor
*Compressor, evaporator, condenser, drier and connecting tubing.

Product Dimensions

Dimensions (WxHxD with hinges and doors):
35 3/4" x 70" x 28 3/4"

Dimensions (WxHxD without hinges and door):
35 3/4" x 68 7/8" x 24"

Shipping Dimensions (WxHxD)

Dimensions: 38 1/4" x 75 3/4" x 30 5/8"

Color	Model #	UPC Code	Product & Shipping Weight (lbs)	
Stainless Steel - All Panels	RF23BB8200QL	887276624198	315.3	337.3