



MUSTEE
Preferred by the "Pros"

742C DURAWALL® Fiberglass Neo-Angle /Corner Shower Walls, 42" x 42" Showers

SEE PAGE 2 FOR A LIST OF ACCESSORIES! ►



Design features:

- Produced from high-grade, reinforced, molded fiberglass for optimum strength and impact resistance using matched metal molds under heat and pressure.
- Ideal for new or remodel projects...fits DURABASE® Shower Floors (see Accessories section) as well as bases from other manufacturers.
- Fits 42" x 42" deep corner
- Includes two large, molded-in, self-draining shelves ideal for shampoo, soap, etc.
- Three panel wall system with tongue-and-groove seams that assemble quickly to create a watertight wall surround
- Mounts direct-to-stud with mounting flanges hidden behind drywall or other wall treatment.
- Available in white
- Smooth, colorfast deep gloss finish, resists scuffs.
- Mold and mildew-resistant...easy to clean
- Available STYLEMATE® shower enclosures feature tempered safety glass and a range of finishes (see Accessories section).

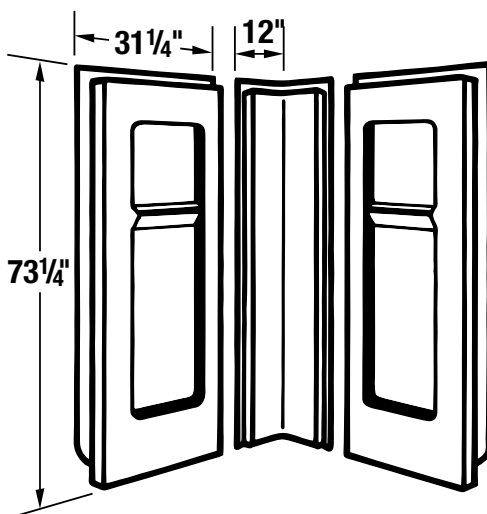
Code Accepted

- American Society of Testing and Materials (ASTM) – D.635, E-84 and E-162
- American National Standards Institute (ANSI) - Specification ANSI Z 124-2011



Specifications

Model	Color	Fits Alcove	UPC
742CWHT	White	42" x 42"	6 71031 00320 1



General: Furnish and install as shown on plans, 42" neo-angle shower, DURAWALL® Shower Walls Model 742C, as manufactured by E.L. Mustee & Sons, Inc. Shall be 3-piece, molded fiberglass wall with minimum thickness of 125 mils and mounts direct-to-studwalls. Includes center panel with molded-in shelves and two side panels with molded-in shelf. Self aligning panels use a tongue-and-groove connection. Shall meet ANSI Z 124-2011.2.
Color: ____ (White)



MUSTEE

E.L. Mustee & Sons, Inc. • 5431 West 164th Street • Brook Park, OH 44142 • Phone: 216.267.3100 • Fax: 216.267.9997
E-mail: info@mustee.com • Web: www.mustee.com • Proudly made in the USA

Notice: Our continuous commitment to product improvement may result in changes to product specifications without notice.
Patents pending. Made and Printed in U.S.A.




MUSTEE
Preferred by the "Pros"

742C DURAWALL® Fiberglass Neo-Angle /Corner Shower Walls, 42" x 42" Showers Accessories

► DURABASE® Fiberglass Neo-Angle Shower Floor

Fiberglass DURABASE® shower floor available for the 742C DURAWALL® shower wall system include...

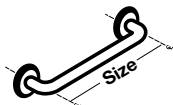


Neo-Angle floor that fits the 742CWHT (White)

Model No.	Description	UPC
4242CM	42" x 42"	6 71031 00318 8

► CareGiver® Grab Bars — 1-1/2" Dia. Straight

Straight 304 stainless steel grab bars provide in-shower support and stability.



Model No.	Size	UPC
390.305	18"	6 71031 00452 9
390.301	24"	6 71031 00359 1
390.306	36"	6 71031 00434 5

► Enclosures, Neo-Angle

Premium qualityi STYLEMATE® Neo-Angle Door enclosures available for the 742C DURAWALL® shower walls include...

STYLEMATE® — NEO-ANGLE ENCLOSURES



Model No.	Finish	Glass	Height	UPC
42.750	Chrome	Obscure	70"	6 71031 00322 5
42.751	Chrome	Clear	70"	6 71031 00459 8
42.752	Brushed Nickel	Clear	70"	6 71031 00460 4
42.753	Oil-Rubbed Bronze	Clear	70"	6 71031 00461 1



MUSTEE

E.L. Mustee & Sons, Inc. • 5431 West 164th Street • Brook Park, OH 44142 • Phone: 216.267.3100 • Fax: 216.267.9997
E-mail: info@mustee.com • Web: www.mustee.com • Proudly made in the USA

Notice: Our continuous commitment to product improvement may result in changes to product specifications without notice.
Patents pending. Made and Printed in U.S.A.