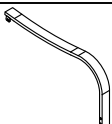
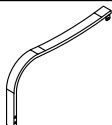
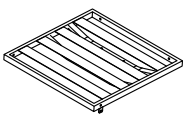
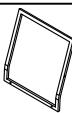


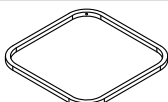
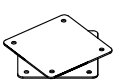

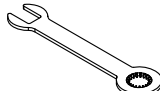
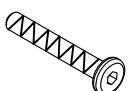
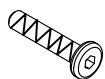






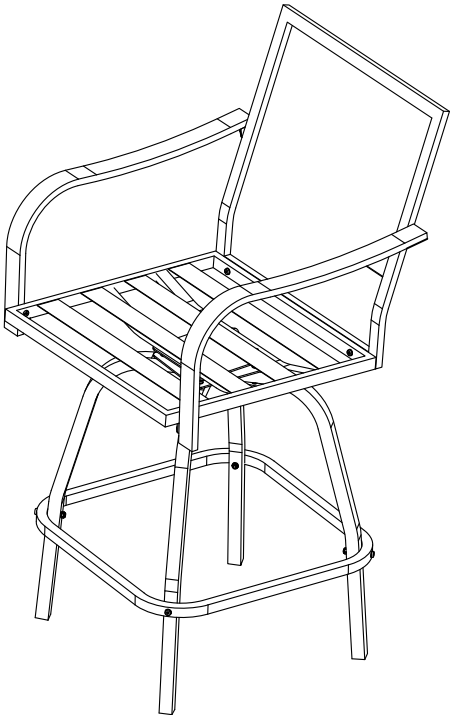


Item no.	Reference Image	Description	Qty.
A		Left Arm Rest	2
B		Right Arm Rest	2
C		Seat Base	2
D		Seat Back	2
E		Supporting Leg	2
F		Supporting Leg	2
G		Fixed Collar	2
H		Rotary Disk	2

TOOL LIST	
	

Item no.	Reference Image	Description	Qty.
I		M6*55 Socket Head Cap Screw	8
J		M6*35 Socket Head Cap Screw	8
K		M6*25 Socket Head Cap Screw	16
L		M6*15 Socket Head Cap Screw	8
M		Nut	24
N		Flat Washer	48
P		Bolt Cap	24
Q		Bolt Cap	8



DO not fully tighten all screws
until assembly is completed.

