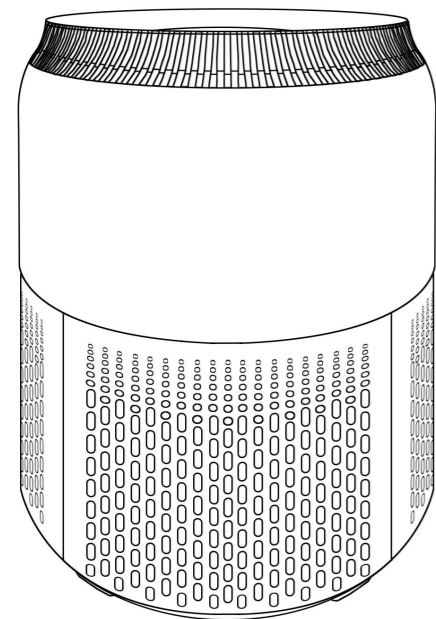


# G4-1 Series HEPA Air Purifier

## User Manual



Please read this User Manual carefully before use and retain it for future reference.

### SAFETY PRECAUTIONS

#### READ AND SAVE THESE INSTRUCTIONS

1. Include instructions about the risk of fire or injury to persons, for cleaning and user maintenance, such as lubrication.
2. Warn the user to unplug or disconnect the appliance from the power supply before servicing.
3. Warning: Do not use with solid state speed controller
4. This product should be used only following the specification outlined in this manual.
5. Usage other than what has been specified here may result in serious injury.
6. When using electrical appliances, basic precautions should always be followed to reduce the risk of fire, electric shock, and injury to persons, including the following.
7. Read all instructions before using the appliance
8. To avoid fire or shock hazards, plug the appliance directly into the right AC electrical outlet.
9. Keep the cord out of heavy traffic areas. To avoid fire hazards never put the cord under rugs, near heat registers, radiators, stoves, or heaters.
10. To protect against electrical hazards, do not immerse in water or other liquids.
11. Do not use near water or in a damp location.

12. Children cannot recognize the hazards associated with the usage of electrical appliances. For this reason, always supervise children when they are near the unit.
13. Always unplug the air purifier before moving it, opening the grille, changing filters, cleaning, or whenever the air purifier is not in use. Be sure to pull by the plug, not the cord.
14. Never drop or insert any objects into any openings.
15. Do not run the cord under carpeting.
16. Do not cover the cord with throw rugs or similar coverings
17. Do not route the cord under furniture or appliances. Arrange the cord away from traffic areas and where it will not be tripped over.
18. Do not operate any appliance with a damaged cord or plug, if the motor fan fails to rotate, after the appliance malfunctions, or if it has been dropped or damaged in any manner. Send to Customer Service for assistance.
19. Use appliances only for intended household purposes as described in this manual. Any other use is not recommended that may cause fire, electric shock, or injury to persons.
20. Do not use outdoors.
21. Do not place anything on top of the unit.
22. Never block the air openings, grille/outlets, or place the unit on a soft surface such as a bed or sofa, as this could cause the unit to tip over,

blocking the air inlet or outlet.

23. Do not attempt to repair or adjust any electrical or mechanical functions on this unit. Doing so will void your warranty. This inside of the unit contains no user-serviceable parts. All servicing should be performed by qualified personnel only.
24. Keep the appliance on a level surface.
25. Plastic film can be dangerous. To avoid the danger of suffocation, keep away from children.
26. Refer to safety instructions in the manual for more information.

#### Product Features:

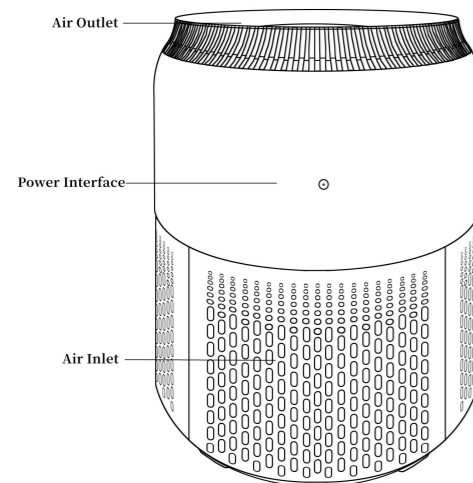
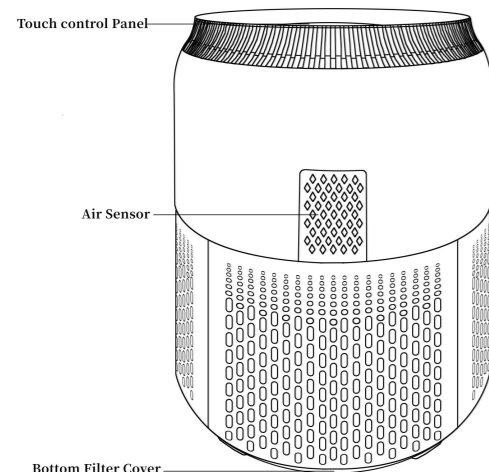
The multi-functional filter is composed of pre-filter, HEPA layer and activated carbon layer.

The True HEPA air purifier is designed to capture 99.97% of dust, pollen, pet dander, smoke, mold spores, and household odors so you can breathe easily.

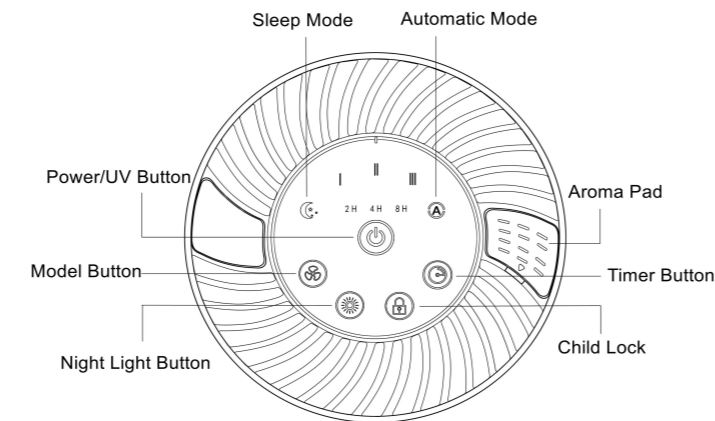
It features 3 Stage Filtration: Pre-filter captures larger airborne particles such as human hair, pet dander, and dust particles. Activated carbon filter removes large dust particles, pet dander and household odor.

HEPA Filter traps to 99.9% of pollutants as small as 0.3um or larger pollen and dust mites, and filters air pollution of PM2.5

## Product Introduce



## Operation Introduce



Dwgqp	F guetr vqpp
	Switch button, single click to turn on/off UV lamp after starting, long press to turn off the host.
	Change working mode: sleep mode/1st gear/2nd gear/3rd gear/automatic mode.
	Night light switch: 1st and 2nd night light brightness.
	Child lock: Long press to lock and unlock.

	Timer: Can work for 2 hours/4 hours/8 hours at a fixed time.
	Sleep mode: Reduce wind and noise
	Automatic mode: Automatically adjust the wind speed based on the detected air conditions

## Specifications

Model Name	G4-1
Power Supply	DC 12V 1A
Rated Power	12W
Operating Temperature	-25°C-40°C
Operating Humidity	5%-95%
Air Purifier Dimensions	7.5*7.5*11in
Air Purifier Weight	3.3lb
Ideal Room Size	215ft <sup>2</sup> /20m <sup>2</sup>

## CLEANING & MAINTENANCE

### Cleaning the Air Purifier

We recommend that you clean the air purifier at least once every 3 weeks to extend storage and reduce the risk of fire, electric shock.

- Unplug before cleaning.
- Use only a dry cloth to wipe the external surfaces of the air purifier.  
DO NOT USE WATER, WAX POLISH, OR ANY CHEMICAL SOLUTION.
- Vacuum the inside of the air purifier.

### Cleaning the Filter

- The outer pre-filter should be cleaned every 2-4 weeks to increase the efficiency and extend the life of your filter.
- Clean the pre-filter using a soft brush or vacuum hose to remove hair, dust, and large particles.
- Do not clean the filter with water or other liquids.

### Storage

If not using the air purifier for an extended period of time, wrap both the air purifier and the filter in plastic packaging and store in a dry place to avoid moisture damage.