

GB

ARTIFICIAL CHRISTMAS TREE READ CAREFULLY, KEEP FOR FURTHER REFERENCE

Article of decoration

For indoor use only

All the diagrams are given for illustrative purposes only. There may be variations from one model to another.

Content :

Reference*	Height	Number of tree parts	Base
	6FT	6	Metal







* The reference number is indicated on the carton.

No tools are required for the assembly.

Before beginning

Check whether all parts have been delivered.

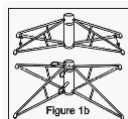
Save the carton box for storing your tree.

NO	A	B	C	D	E	F
PART LIST						
DESCRIPTION	TREE TOP	UPPER PART	LOWER PART	BASE	POWER LINE AND TRANSFORMER	ORNAMENTS
QTY/PCS	1PC	1PC	1PC	1PC	1PC	35PCS

Assembly instructions

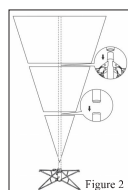
1 - Assemble the base (as indicated on the figure 1 on a stable surface, such as indicated on the cardboard packaging).

Unfold the base and insert the screws as indicated on figure 1b.

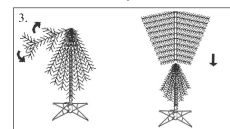


2 - Insert the trunk in the base as indicated on figure 2.

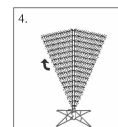
When the trunk consists of more than one part, begin by inserting into the base (Part D) the smaller branches (Part A), and successively to assemble the other parts of trunk (Part B), by ending with the part of trunk carrying the longest branches (Part C)



3 - Unfold one by one the branches beginning by the lower branches.



4 - Make final adjustment and trimming of the tree.



5 - Connect the lights to power line (Part E)



The tree is now ready to be decorated. Ensure that the decorations are evenly distributed on the tree.

Disassembly and storage

Remove all decorations.

Disassemble the tree in reverse order of the assembly.

For a better conservation, store the tree in its carton box in a cool dry place. Do not store when humid.

Caution

To be assembled by or under supervision of an adult.

Keep plastic bags out of reach of young children.

Keep away from fire or hot temperature. Do not light a candle on or near the tree. Do not leave lighted lighting chains unattended.

Do not overload the tree with heavy and/or too numerous decorations.

Place the tree on a plane surface in order to ensure its stability.

This tree is intended for indoor use only.

Keep an eye on young children.

Keep those information for future reference.

Made in China