ASSEMBLY INSTRUCTIONS

Lovey Bubbles Drink Table

PART LIST :-

NO.	DESCRIPTION	IMAGE	QTY
A	BASE	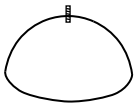	1
B	POLE		1
C	TOP		1

STEP:- 1

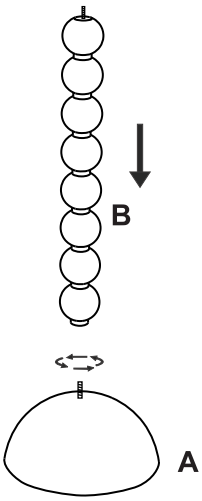

STEP:- 2

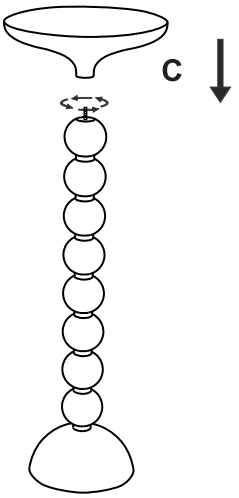

STEP:- 3 ASSEMBLED

