


BLUETOOTH® MAKEUP MIRROR WITH LED LIGHT



The BLUETOOTH® word mark and logos are registered trademarks owned by BLUETOOTH SIG, Inc. and any use of the said mark by Homewerks Worldwide is under license. Other trademark and trade names are those of their respective owners.



Questions, problems, missing parts? Before returning to your retailer, call our customer service department at 1-877-319-3757, 8 a.m. - 5 p.m., CST, Monday - Friday.

READ AND SAVE THESE INSTRUCTIONS

TABLE OF CONTENTS

Introduction.....	2
FCC Compliance	2
Package Contents	3
Product Specifications	3
Safety and General Information.....	3
Mirror Buttons and Features.....	4
Mirror Ports.....	4
Power Supply	4
Bluetooth® Pairing.....	4
Hands-Free Calling.....	5
Playing Music from Your Mirror.....	5
Troubleshooting	5
Warranty	6

INTRODUCTION

Thank you for purchasing the Home Networks Bluetooth® Make-Up Mirror. We hope that you love it as much as we do! This 2-sided (true image and 5X) lit makeup mirror supports Bluetooth® wireless technology, letting you connect with compatible Bluetooth® devices to:

- Play music from your smart phone and other Bluetooth® compatible devices
- Answer calls hands-free and talk through the built-in microphone

In addition to the Bluetooth® feature, this mirror also includes:

- USB port that can be used with a USB flash drive or phone charger
- LED lit 5X magnification mirror

The best part is that you can do all this while you are doing your makeup!

We know how excited you are to start using your mirror, but before doing so, please take some time to read the user's manual for safety information and to guide you through the set up process for your maximum enjoyment.

The contents stated herein may be modified from time to time as improvements are made to the product properties and functions. The contents stated herein may be modified from time to time as improvements are made to the product properties and functions.

FCC COMPLIANCE

This equipment complies with FCC RF radiation exposure limits set forth for an uncontrolled environment.

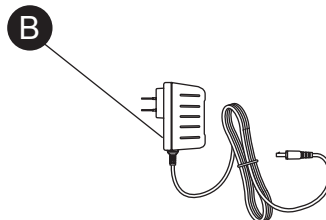
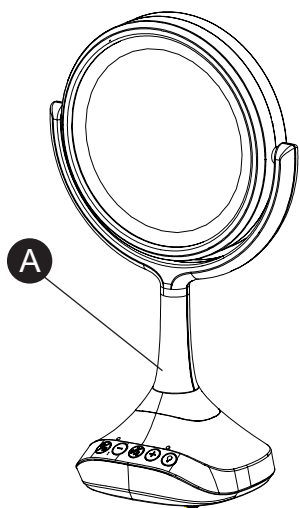
This device complies with part 15 of the FCC rules. Operation is subject to the following two conditions: (1) this device may not cause harmful interference, and (2) this device must accept any interference received, including interference that may cause undesired operation.

NOTE: The manufacturer is not responsible for any radio or TV interference caused by unauthorized modifications or changes to this equipment. Such modifications or changes could void the user's authority to operate the equipment.

NOTE: This equipment has been tested and found to comply with the limits for a Class B digital device, pursuant to part 15 of the FCC Rules. These limits are designed to provide reasonable protection against harmful interference in a residential installation. This equipment generates uses and can radiate radio frequency energy and, if not installed and used in accordance with the instructions, may cause harmful interference to radio communications. However, there is no guarantee that interference will not occur in a particular installation. If this equipment does cause harmful interference to radio or television reception, which can be determined by turning the equipment off and on, the user is encouraged to try to correct the interference by one or more of the following measures:

- Reorient or relocate the receiving antenna.
- Increase the separation between the equipment and receiver.
- Connect the equipment into an outlet on a circuit different from that to which the receiver is connected.
- Consult the dealer or an experienced radio/TV technician for help.

PACKAGE CONTENTS



PART	DESCRIPTION	QUANTITY
A	Bluetooth® Makeup mirror	1

PART	DESCRIPTION	QUANTITY
B	Power cable	1

PRODUCT SPECIFICATIONS

Bluetooth®	Bluetooth® 2.1+EDR
Output Power	5.4W / DC 5V 1.5A
Output Rating	Maximum connection range~ 30 - 60 feet (10 - 20 m)
Operating Frequency Range	2.402GHz ~2.480GHz
Support Profiles	MP3 WAV WMA
Speaker Impedance	4Ω/5W
Product Size	7.5" (L) x 4.5" (W) x 12.5" (H)
Product Weight	1.149 lbs. (521 g) - main body

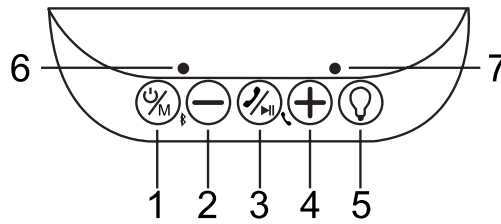


SAFETY INFORMATION

Important information for safe and efficient operation of your Bluetooth® Makeup Mirror Please read before using this product.
To maintain optimal performance of this mirror:

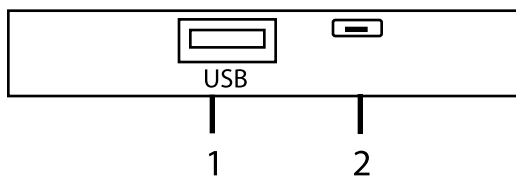
1. Do not use the mirror in areas of extreme temperatures or high humidity.
2. Do not place the mirror near a heater or in direct sunlight.
3. Keep it at a safe distance from the edge of the counter to prevent accidental falls.
4. Keep away from splashing water.
5. Never disassemble the product which would void the warranty

MIRROR BUTTONS AND FEATURES



REF#	ICON	BUTTON	INSTRUCTIONS
1		Power/Mode	Press to turn the power on. Press and hold to turn the power off.
		Bluetooth®	When the mirror is turned on and USB flash drive is connected, press this button to switch between the USB Flash Drive and Bluetooth® functions.
2		Previous Song	Press to go back to the previous song on your playlist.
		Volume Down	Press and hold to lower volume.
3		Phone	WHEN PHONE RINGS: -Press to accept incoming calls hands-free. -Press again to resume music.
		Music	WHEN PLAYING MUSIC: -Press to pause. -Press again to resume music.
4		Next Song	Press to skip to the next song on your playlist.
		Volume Up	Press and hold to increase volume. Alarm sounds when volume is at its maximum.
5		Light	Press to turn mirror light on/off.
6		Bluetooth® Light	When the Bluetooth® pairing is enabled, the blue lights will flash and a sound prompt "Beep, Beep" will play to indicate the device is ready for pairing.
7		Built-In Mic	Built in microphone for speaker phone.

MIRROR PORTS



1. USB port to connect and play MP3 music from USB Flash Drive or for charging another device when the Music Mirror is connected to power. **NOTE:** Power charging rate is lower when other functions (ie. light, speaker) are in use.
2. DC power supply for connection with external adapter or computer. **NOTE** - When the DC and USB ports are not in use, it is important that you leave the silicone cover on to protect them from any build-up of moisture or dust.

POWER SUPPLY

This mirror is powered by use of the USB cable supplied to a standard AC power outlet.

Output requirement: DC 5V/1500mA, Input: 100~240V~50/60Hz

BLUETOOTH® PAIRING MODE

1. When the mirror is in Bluetooth® mode, the blue LED light will flash indicating that it is ready for pairing.
2. The mirror will automatically search for available Bluetooth® devices within range. Please make sure that your wireless device is close by and pairing is enabled.
3. Activate the Bluetooth® function on your wireless device and follow instructions for pairing.

BLUETOOTH® PAIRING MODE (continued)

1. If the mirror does not locate your device automatically, press and hold the power button to restart until you hear “Beep, Beep” from the mirror speaker, then check to see that “HW MIRROR” appears as a discoverable device on your device. This may take a few minutes.
2. Select to connect your device to the mirror.
3. The blue light will stay on indicating that the pairing is successful.
4. You are now ready to use your music mirror!

NOTE: Bluetooth® wireless devices have a maximum range of 30 feet (10 m). Actual range will vary depending on frequency requirements, obstacles, interference, etc. For optimal quality of hands-free calls, it is advisable to maintain a maximum range of about 3 feet (1 m).

Remember...

1. Whenever you turn your music mirror on, it will automatically try to connect to the last device it was connected to.
2. If multiple devices have been successfully paired to the mirror, it will automatically connect to the last device connected.

HANDS-FREE CALLS

Press the “t” button to answer the phone. This will automatically pause the music.

Press the “t” button again to hang up the phone. The music will automatically begin to play again.

PLAYING MUSIC ON YOUR MIRROR SPEAKER

You can either play music on the built-in speaker from your Bluetooth® enabled device once paired, or use the USB port to play music from your USB Flash Drive.

Press and hold “-” to turn volume down.

Press and hold “+” to turn volume up.

Press “-” to go to the previous song on your playlist.

Press “+” to go to the next song on your playlist.

TROUBLESHOOTING

PROBLEM	POSSIBLE CAUSE	CORRECTIVE ACTION
Failure to establish Bluetooth® connection	1. In your settings, ensure that Bluetooth® pairing is enabled on your mobile device. 2. The mirror might still be connected to another Bluetooth® device. Please ensure that all other devices are disconnected before attempting to establish a connection with a new device. Once this is done, pairing can be done as usual. 3. If connection still cannot be established, restart your phone or Bluetooth® device.	
Bluetooth® connection range seems shorter than normal	1. There might be obstacles between the Bluetooth® device and mirror. Make sure all obstacles are removed for a clear path.	
There is audible static and / or the music from your mobile device cuts out	1. There might be obstacles between your mobile device and the mirror. Remove all obstacles for a clear path. 2. The mobile device is too far away from mirror. Shorten the distance for optimal performance	
No sound is coming from the mirror after Bluetooth® connection has been established	1. The volume on the mobile device is turned down. Make sure that the volume is turned up. 2. The volume on the mirror is turned all the way down. Adjust the volume by using the volume up button “+”	
Unstable connection from multiple mobile phones and other Bluetooth® devices	1. Only one Bluetooth® connection can be established at one time. If you wish to connect another device to the mirror, you must first disconnect the current paired device.	

If the above solutions have not corrected the issue and the mirror is still not working properly, please call our customer service line at 1-877-319-3757 for technical support.

LIMITED 1-YEAR WARRANTY

The manufacturer warrants this mirror against any defects that are due to a defect in materials or workmanship at any time during the first year of ownership, the manufacturer will replace it free of charge, postage-paid at their option. This warranty does not cover products that have been abused, altered, damaged, misused, cut or worn. This warranty does not cover use in commercial applications. Use only manufacturer-supplied genuine warranty repair replacement parts to repair this Bluetooth® Makeup Mirror. Use of non-genuine repair parts will void your warranty. The manufacturer DISCLAIMS all other implied or express warranties including all warranties of merchantability and/or fitness for a particular purpose. As some states do not allow exclusions or limitations on an implied warranty, the above exclusions and limitations may not apply. This warranty gives you specific legal rights, and you may have other rights that vary from state to state.

This warranty is limited to the replacement of defective parts only. Labor charges and/or damage incurred during installation, repair, replacement as well as incidental and consequential damages connected with the above are excluded. Any damage to this product as a result of neglect, misuse, accident or improper use other than the purpose SHALL VOID THIS WARRANTY.

Shipping costs for return product as part of a claim on the warranty must be paid for by the customer.

Inquiries regarding warranty claims can be directed to 1-877-319-3757, 8 a.m. - 5 p.m., CST, Monday - Friday.