

# COOPER LIGHTING - METALUX®

## DESCRIPTION

The SSF Series is a functional and multi-purpose standard strip family that incorporates premium performance and construction durability. Designed with our easy-to-use Flip-Up socket design, the SSF significantly reduces installation time. The performance and application versatility of this series can be increased by incorporating symmetrical or asymmetrical reflectors. The SSF Series can be installed using various mounting methods and numerous options and accessories are available. The SSF Series can be the illumination solution in commercial, industrial, retail and residential applications. Fixtures can be used in storage/utility areas, coves, display cases, shops, task and general area lighting.

## SPECIFICATION FEATURES

### A ... Construction

Channel is die formed cold-rolled steel with numerous KOs for ease of installation. Groove for Tong Hanger. End plate quickly converts to snap-in channel connector for continuous row alignment. Lamp holder bracket flips in place. Channel/wireway cover secured with quarter-turn fasteners.

### B ... Electrical\*

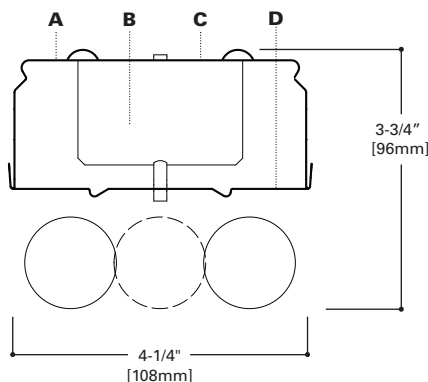

Ballasts are CBM/ETL Class "P" and are positively secured by mounting bolts. Rotor Lock lampholders. UL/CUL listed. Suitable for damp locations.

### C ... Finish

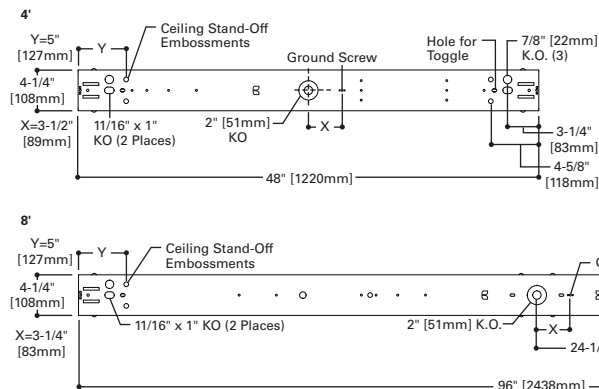
Multistage iron phosphate pretreatment ensures maximum bonding and rust inhibitor. Lighting upgrade, baked white enamel finish. Prepainted material is standard, PAF optional.

### D ... Channel/Wireway Cover

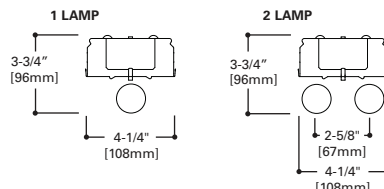
Die formed heavy gauge steel. Tight fit for ease of maintenance. Easily removed without use of tools. Optional reflector available incorporating silver technology enhancements (Silver Lining). Consult Pre Sales Technical Support.



## MOUNTING DATA



## LAMP CONFIGURATIONS



## ENERGY DATA

Input Watts:  
**EB Ballast & STD Lamps**  
 148HO (82)  
 196HO (145)  
 248HO (145)  
 296HO (257)

(\*Reference the lamp/ballast data in the Technical Section for specific lamp/ballast requirements.

LAMPS CONTAIN MERCURY. DISPOSE ACCORDING TO LOCAL, STATE OR FEDERAL LAWS

**LINEAR DISCONNECT**  
 Safe and convenient means of disconnecting power



## ORDERING INFORMATION

SAMPLE NUMBER: SSF-248-120V-EB21-U

<b>Series</b> <b>SSF</b> =Commercial Wide Striplite	<b>Number of Lamps</b> <b>1</b> =1 Lamp (Not Included) <b>2</b> =2 Lamps (Not Included)	<b>Voltage</b> <sup>(1)</sup> <b>120V</b> =120 Volt <b>277V</b> =277 Volt <b>347V</b> =347 Volt <sup>(3)</sup>	<b>Ballast Type</b> <b>EB2</b> =T12 Electronic Rapid Start.  No. of Ballast 1 or 2	<b>Options</b> <sup>(3)</sup> <b>RIF1</b> =Radio Interference Suppressor <b>6-3/18 S.JT-C&amp;P-515P</b> = Cord & Plug (120V) (15 AMP) <b>6-3/18 S.JT-C&amp;P-L715P</b> =Cord & Plug (277V) (15 AMP) <b>PI/CPI</b> =Plug-In Option <sup>(6)</sup> <b>TILW</b> =Tandem In-Line Wiring Option (Consult TILW Option Catalog Page)
	<b>Wattage</b> <b>48</b> =40W T12 SL (48") <b>48HO</b> =60W T12HO (48") <b>96</b> =75W T12 SL (96") <b>96HO</b> =110W T12 (96")	<b>Options</b> <b>GL</b> =Single Element Fuse <b>GM</b> =Double Element Fuse <b>EL8</b> =Emergency Installed <sup>(2)</sup>		<b>Packaging</b> <b>U</b> =Unit Pack <b>4B</b> =4 Bulk Packing

NOTES: <sup>(1)</sup>Products also available in non-US voltages and frequencies for international markets. <sup>(2)</sup>For other emergency options, specify manufacturer part number and consult the factory for availability (example: EL180).  
<sup>(3)</sup>Not available for T12 HO applications. <sup>(4)</sup>Not available when specifying emergencies, voltage must be specific.

Specifications & dimensions subject to change without notice. Consult your Cooper Lighting Representative for availability and ordering information.

## ACCESSORIES (Order Separately)

**A1B/Spacer-U**=Spacer 1-1/2" to 2-1/2" from ceiling (Use 2 Per Fixture)  
**GRP-SSF**=Gripper Hanger (Use 2 Per Fixture)  
**AYC-Chain/Set**=36" Chain Hanger (Use 1 Set Per Fixture)  
**SCF**=Fixed Stem Set (Specify Length)  
**SCS**=Swivel Stem Set (Specify Length)  
**SCA**=Adjustable 48" Stem Set  
**CLC-SSF**=Long Channel Connector SSF  
**SSF-SYM-4HO**=6" Symmetric Reflector (2-Lamp Only), (Specify 4' or 8')  
**SSF-SYM12-4HO**=12" Symmetric Reflector (2-Lamp Only), (Specify 4' or 8')  
**WG/SSF-4FT**=Wire Guard  
**TOGGLE**=Single Toggle NO. 2 (Specify Length)  
**Y-TOGGLE**=Y Toggle NO. 2 (Specify Length)

(Additional Accessories Available. See Options and Accessories Section. No Asymmetric Reflectors available for T12 Slimline or T8 HO applications)

## SHIPPING INFORMATION

Catalog No.	Wt.
SSF-148	15 lbs.
SSF-196	21 lbs.
SSF-248	15 lbs.
SSF-296	21 lbs.