



Buy it for looks. Buy it for life.®

Specifications

FAUCET DESCRIPTION

- Metal construction with various finishes identified by suffix
- Includes showerhead, arm, flange and diverter spout

OPERATION

- Lever style handle with temperature indicator on the escutcheon
- Handle operates counterclockwise through a 270° arc with off at 6 o'clock and maximum hot at the 9 o'clock position. Shut off in clockwise direction
- Adjustable temperature limit stop to control maximum hot water temperature
- Pressure balancing mechanism maintains selected discharge temperature to $\pm 3.6^\circ \text{F}$ ($\pm 2^\circ \text{C}$)

FLOW

- Showerhead is limited to 2.5 gpm (9.5 L/min) at 80 psi
- EP suffix models are limited to 1.75 gpm (6.6 L/min) at 80 psi
- NH suffix models contain no showerhead

CARTRIDGE

- 1222 cartridge design
- Nonmetallic/nonferrous and stainless steel materials
- Accommodates back to back installations

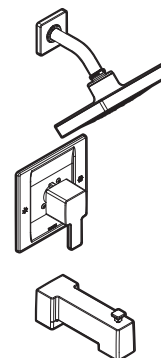
STANDARDS

- Third party certified to meet ASME A112.18.1/CSA B125.1 and all applicable requirements referenced therein
- EP suffix models are IAPMO Green listed and third party certified to WaterSense®

- **ADA** for lever handle

WARRANTY

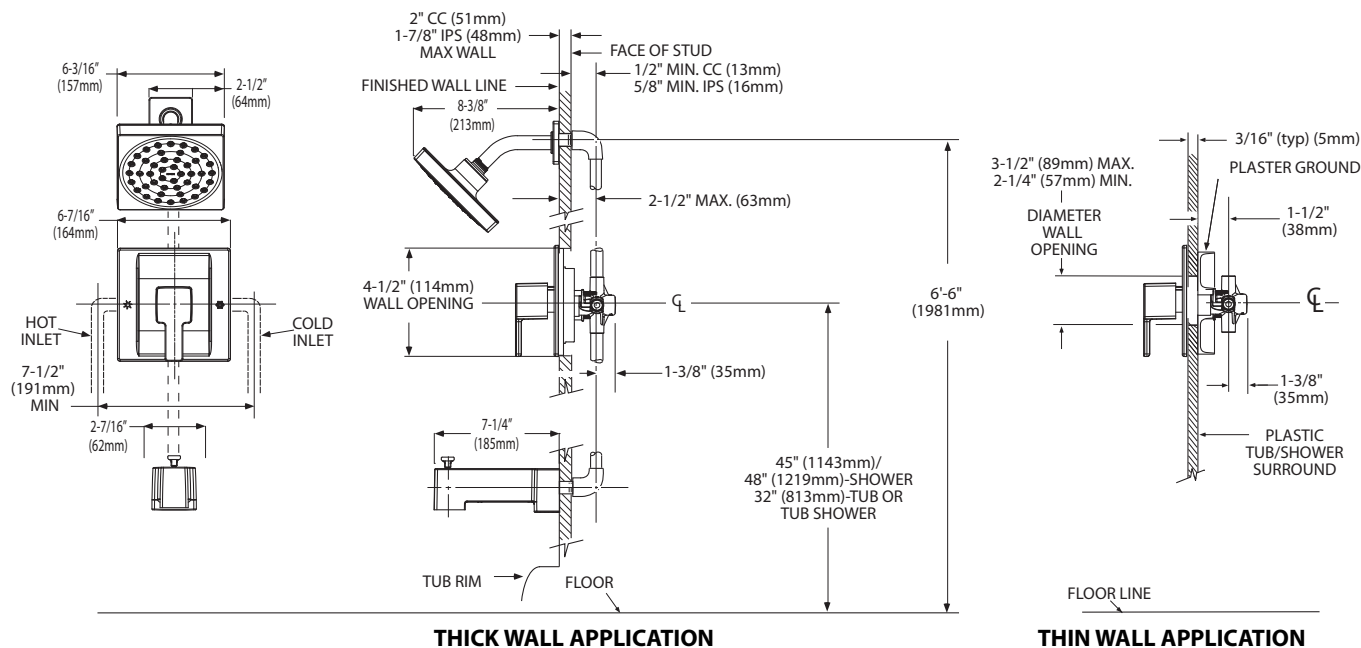

- Lifetime limited warranty against leaks, drips and finish defects to the original consumer purchaser
- 5 year warranty if used in commercial installations



90 DEGREE™ POSI-TEMP® Single-Handle Tub/Shower Trim Kit

Model: TS2711 series - valve trim only
TS2712 series - shower trim only
TS2713 series - tub/shower trim only

Valves: 62300, 2500 series



CRITICAL DIMENSIONS

(DO NOT SCALE)



Buy it for looks. Buy it for life.®

Specifications

DESCRIPTION

- Brass construction
- 1/2" CC, IPS, or PEX connections with 1/4 turn stops
- Pressure balancing, four port, cycle valve

OPERATION

- Adjustable temperature limit stop to control maximum hot water temperature
- Pressure balancing mechanism maintain selected discharge temperature to $\pm 3^{\circ}\text{F}$

CARTRIDGE

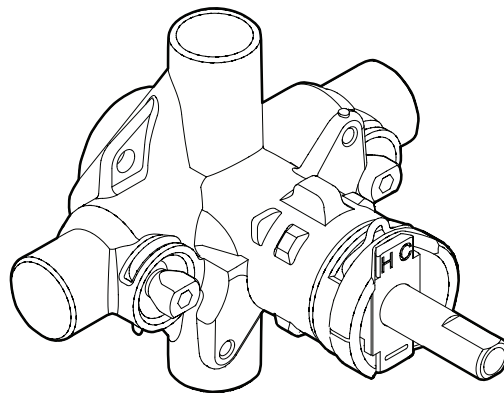
- 1222 cartridge design
- Nonmetallic/nonferrous and stainless steel materials
- Accommodates back to back installations

STANDARDS

- Third party certified to meet CSA B125.1, ASME A112.18.1, ASSE 1016, and all applicable requirements referenced therein
- Moen's Posi-Temp® and Moentrol® valves with graphite composite spools combined with Moen's Eco-performance showerheads meet the performance requirements of pressure and temperature variation of ASSE1016 when tested as low as 1.5 gpm

WARRANTY

- Lifetime limited warranty against leaks, drips and finish defects to the original consumer purchaser
- 5 year warranty if used in commercial installations



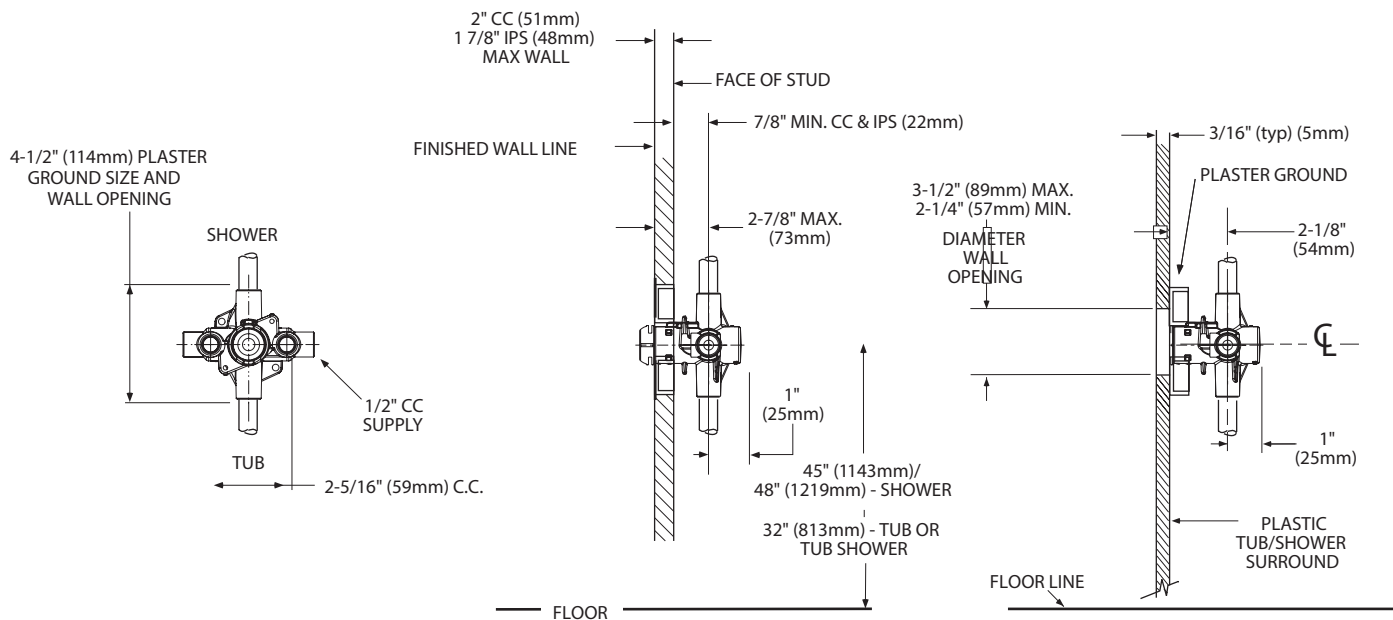
POSI-TEMP® VALVE Pressure-Balancing Valve with 1/4 Turn Stops

Single Pack

Models: 2570 (CC), 2590 (IPS), 2580 (PEX)

Bulk Packed

Models: 62370 (CC), 62390 (IPS)
(Bulk packed 12 per carton)



CRITICAL DIMENSIONS

(DO NOT SCALE)