

### Step 1: Plan your project

- Measure all walls in your planned install area.
- Take inventory of your clothes and accessories to determine the amount and type of storage you need.
- Decide on the number of closet rods and shelving that are needed.
- Be flexible with your design. Your storage needs may change over time.

### Step 2: Select your finish



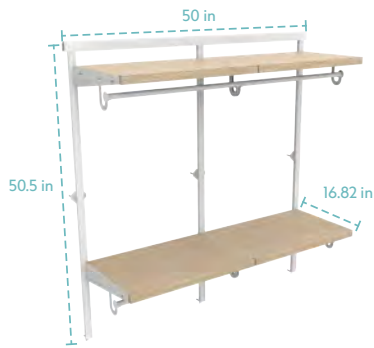
Natrual Oak



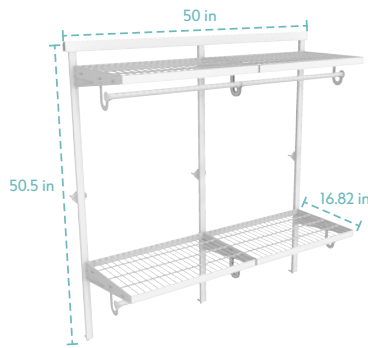
White

### Step 3: Select your base kit

4-ft Natrual Oak Closet Kit - 5141848



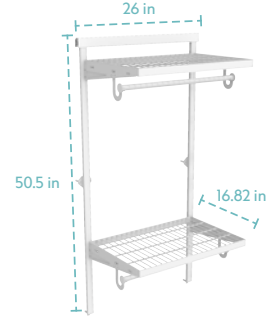
4-ft White Wire Closet Kit - 5141849



2-ft Natural Oak Closet Kit - 5141850



2-ft White Wire Closet Kit - 5141851




### Step 4: Select your accessories

#### Shelves

Natural Oak Shelf Kit - 5141857




Wire Shelf Kit - 5141858



Natural Oak Angle Shoe Kit - 5141854



Angle Wire Shoe Kit - 5201410



Metal Shoe Storage - 5201411




#### Drawers


Natural Oak Small Drawer Kit - 5201409




Small Wire Drawer Kit - 5201408



Natural Oak Large Drawer Kit - 5141850

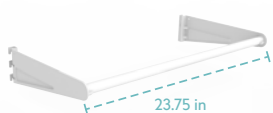


Large Wire Drawer Kit - 5141855




#### Hanging

Modular Clothing Rod - 5141852



Under-shelf Clothing Rod - 5141853



#### Add-ons

2pk White Wire Shelf Divider



26-in Vertical Standard Kit

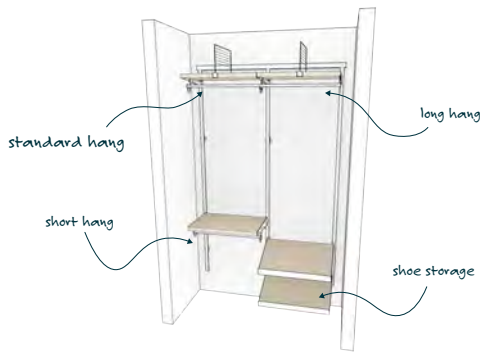


3pk White Steel Hooks - 5141860



\*actual dimensions shown

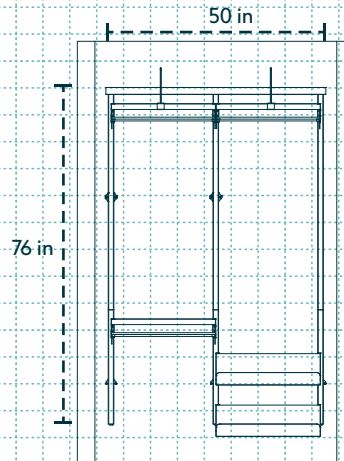
## 54" Reach In



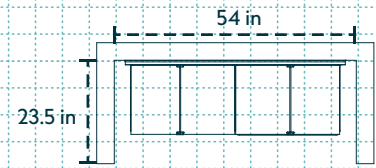
### Shopping List

- 1 x - 4-ft Natural Oak Closet Kit - 5141848
- 2 x - Natural Oak Wood Shoe Shelf - 5141854
- 2 x - 26-in Vertical Standard Kit - 1064540
- 1 x - White Wire Shelf Divider - 5141859

### WALL #1

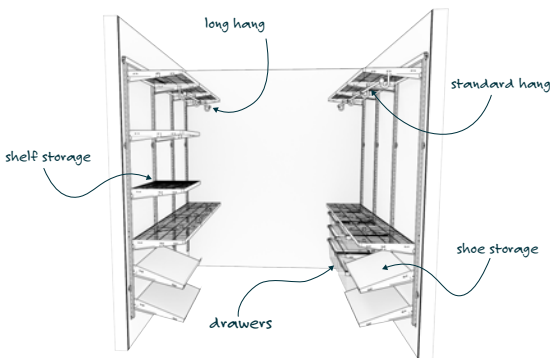


### TOP VIEW



*Remember to find as many studs as possible with planning your closet install*

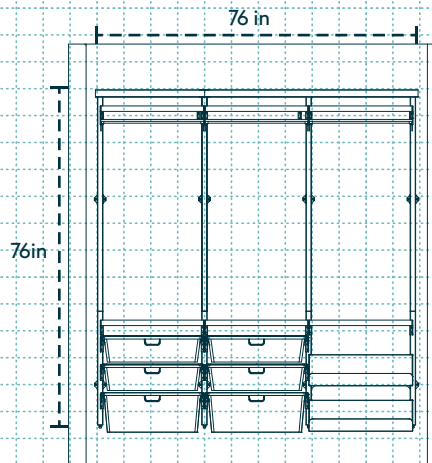
## Double Sided Walk In



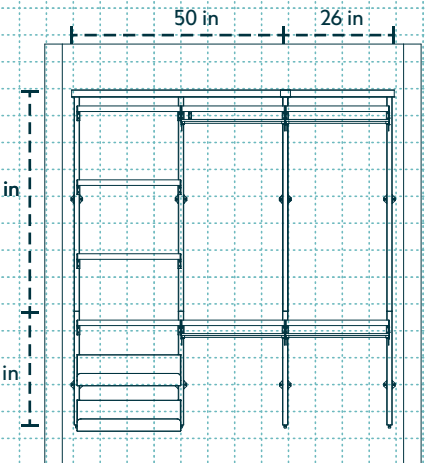
### Shopping List

- 2 x - 4-ft White Wire Closet Kit - 5141849
- 2 x - 2-ft White Wire Closet Kit - 5141851
- 4 x - Angled Metal Shoe Shelf - 5201411
- 8 x - 26-in Vertical Standard Kit - 1064540
- 4 x - Small White Wire Drawer Kit - 5201408
- 2 x - Large White Wire Drawer Kit - 5141855
- 2 x - White Wire Shelf Kit - 5141858

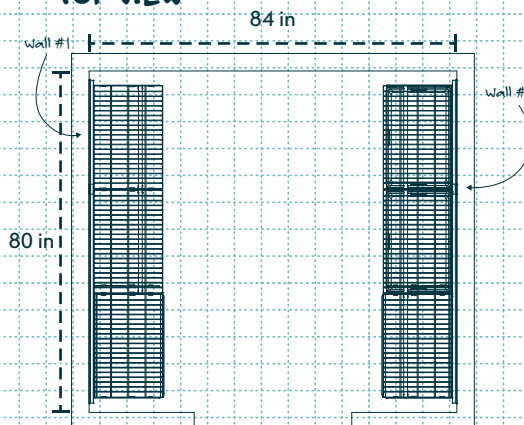
### WALL #1



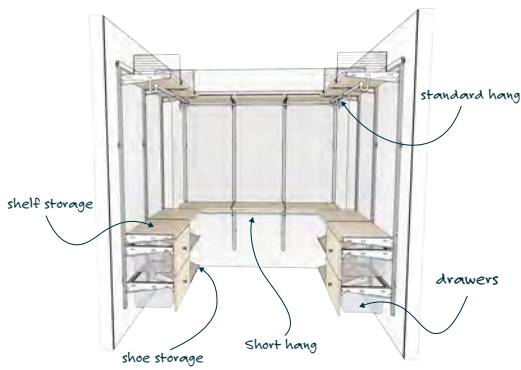
### WALL #2



### TOP VIEW



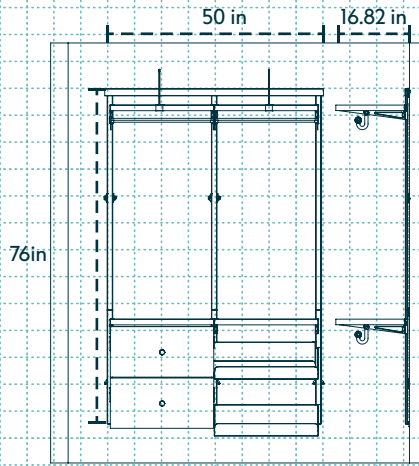
## Double Sided Walk In



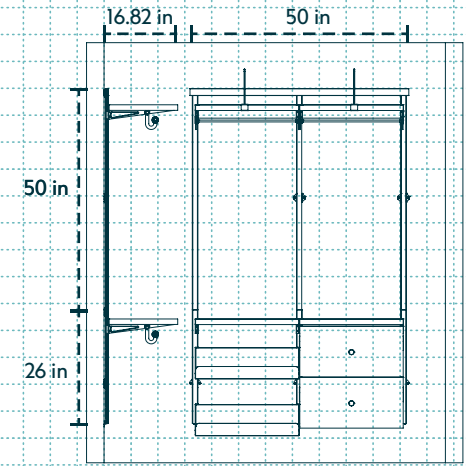
### Shopping List

- 3 x - 4-ft Natural Oak Closet Kit - 5141848
- 1 x - 2-ft Natural Oak Closet Kit - 5141850
- 4 x - Natural Oak Wood Shoe Shelf - 5141854
- 10 x - 26-in Vertical Standard Kit - 1064540
- 2 x - White Wire Shelf Divider - 5141859
- 4 x - Large Wood Drawer Kit - 5141856

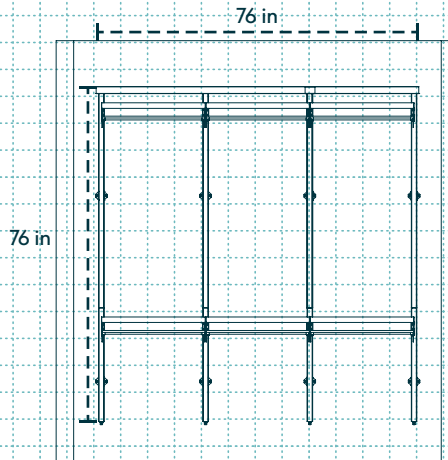
WALL #1



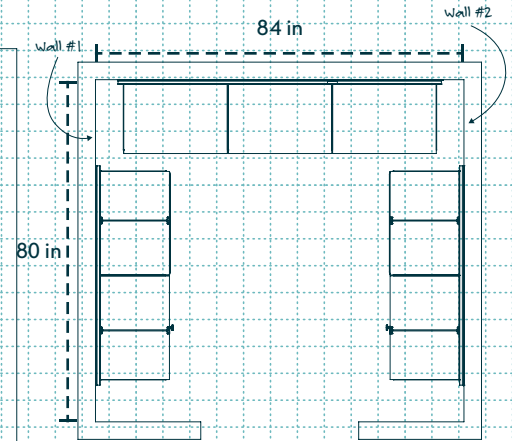
WALL #2



WALL #3



TOP VIEW



## Design You Own

### Shopping List

- 
- 
- 
- 
- 
- 
- 

### Pro Tips

- Multiple closet kits can be add next to each other to create longer runs.
- Excess top track can be trimmed by cutting with a hack saw and miter box.
- Install videos can be found a [Lowes.com](https://www.lowes.com)