

Step-By-Step Quick Start Guide To Using Your Generator

1 Remove Generator From Package

2 Add Oil


Oil Type: SAE10W-30 Oil (Must add BEFORE first use)
Oil Capacity: 18.5 fluid oz
Because this generator includes Low Oil Shut Off, the generator will not start with low oil. Start out with 18.5 oz, then fill until almost overflowing.)

3 Add Fuel

- If using Gasoline, add Unleaded gasoline only octane rating of 87 or higher. Maximum Capacity: 3.2 Gallon gasoline fuel tank. Do Not Use E85 Fuel
- If using Propane, connect Regulator Hose to Propane Tank and the LP Gas Inlet on Generator.

4 Start The Generator

- Use the generator OUTDOORS in a WELL VENTILATED AREA.
- DO NOT CONNECT electrical devices until AFTER the generator is started.
- Turn Engine Switch to ON
 - A. If using GASOLINE, Turn FUEL PETCOCK to ON (Figure A)
 - B. If using PROPANE, connect Turn Tank Vale to ON (Figure B)
- Adjust the CHOKE to CLOSED/CHOKE position (Figure C)
- Start the generator manually with the Recoil (Pull) Start.
- Once the engine has started, GRADUALLY move the choke lever to the "RUN/OPEN" position until the engine levels off. Then let the engine run approximately 5 minutes BEFORE adding appliances or tools.
- You can now connect electrical devices.




Fuel Petcock (Figure A)



LP Gas Inlet (Figure B)



Closed/Choke (Figure C)



GEN4000DF-STW

4,000 Surge / 3,500 Running Watts

POWERED BY UNLEADED GASOLINE OR PROPANE FUEL

GENERATOR SPECIFICATIONS:

- 7.0 HP Engine, 4 Stroke OHV
- Recoil Start
- 3.2 Gallon Fuel Tank
- Low Oil Shut Off
- Carbon Monoxide Warning Alert
- AVR Automatic Voltage Regulation
- UL Listed Electrical Components
- Engine Shut Off Switch
- Circuit Breaker & Power Outlets
- 1 - 12V D/C Outlet
- 4 - 120V A/C Outlets
- 1 - 120V RV Outlet
- Complies with EPA emissions
- Run Time : 9 Hours at 50% Load (Gas)
- Run Time : 12 hours @ 50% Load (LPG) on 20 lbs of LPG Fuel
- Decibel Rating < 69 db @ 0% load
- Warranty: 2 YEAR Limited Emissions
- Warranty: 1 YEAR Limited
- * SURGE WATTS / RUNNING WATTS MAY BE REDUCED BY 10% WHEN USING PROPANE FUEL VS USING GASOLINE.

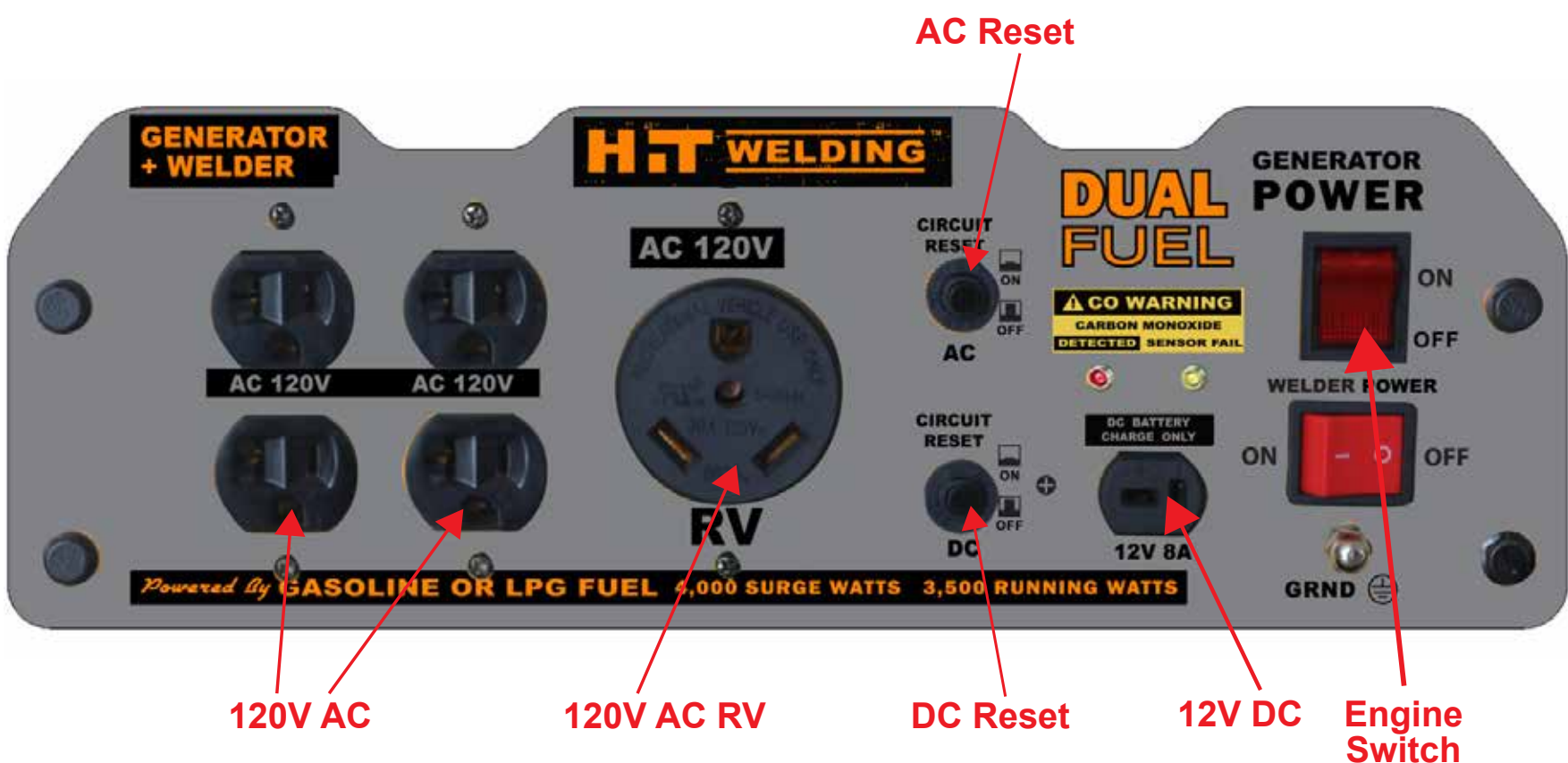
OIL IS NOT INCLUDED WITH THIS GENERATOR. IT IS SOLD SEPARATELY.

Read and understand instruction manual before using generator.

GEN4000DF-STW

4,000 Surge / 3,500 Running Watts

POWERED BY UNLEADED GASOLINE OR PROPANE FUEL



DO NOT CONNECT electrical devices until AFTER the generator is started.

WARNING

IF THERE IS ANY QUESTION ABOUT A CONDITION BEING SAFE OR UNSAFE, DO NOT OPERATE THIS PRODUCT!

Always follow Warning labels placed on the generator, and read and follow all Warning labels included inside the Product Manual.

WARNING: NEVER use a generator inside a home or a garage, EVEN IF the doors and windows are open.

ONLY USE OUTSIDE and far away from windows, doors and vents leading into an enclosed area.

Using a generator indoors can kill you in minutes. The generator produces an exhaust that contains carbon monoxide. This is a poison you cannot see or smell.

Do not attach a chain or rope to secure the generator to a post as this can be difficult to remove in the event of an emergency.

ATTENTION

CO WARNING ALERT!

This generator includes a built-in Carbon Monoxide Warning Alert! The generator will automatically shut-off if dangerous levels of Carbon Monoxide is detected.

WARNING Carbon monoxide (also known as CO) can be dangerous for humans and pets. Carbon monoxide poisoning can lead to death in a very short time. It is called "the silent killer" because it is odorless, tasteless and invisible: you may be exposed without knowing it.

NOTE: The indicator will light RED and the engine will shutdown if dangerous Carbon Monoxide levels are detected. The engine will not restart for 5 minutes. If an error in the carbon monoxide system is detected, the indicator will blink YELLOW and the engine will shutdown for five minutes.

AUTOMATIC SHUTOFF - YOU MUST:
MOVE TO FRESH AIR AND GET MEDICAL HELP IF SICK, DIZZY OR WEAK. MOVE GENERATOR TO AN OPEN, OUTDOOR AREA. POINT EXHAUST AWAY. DON'T RUN GENERATOR IN ENCLOSED AREA (E.G. NOT IN HOUSE OR GARAGE).

READ MANUAL FOR COMPLETE CO WARNING INSTRUCTIONS!

TOLL-FREE NATIONWIDE HELP LINE! 866-460-9436

ATTENTION
CO WARNING ALERT!
This generator includes a built-in Carbon Monoxide Warning Alert! The generator will automatically shut-off if dangerous levels of Carbon Monoxide is detected.

Need Help? Call Us First!
Monday-Friday 8:00-4:00 Central Time

H.T. WELDING
GENERATOR + WELDER QJ

TOLL-FREE NATIONWIDE HELP LINE! 866-460-9436

Need Help? Call Us First!
Monday-Friday 8:00-4:00 Central Time

H.T. WELDING
GENERATOR + WELDER