



## 20-year warranty

Great news! Your POLYWOOD warranty is already activated, no need to send anything in. Located on the bottom of each item is a sticker with a serial number. Please keep this number for your records.

View our full warranty:  
[polywoodoutdoor.com/warranty](https://polywoodoutdoor.com/warranty)



## Having trouble?

If you have questions or concerns regarding assembly instructions or missing parts, please contact us at [hello@polywoodoutdoor.com](mailto:hello@polywoodoutdoor.com) or (833) 665-6300



## Cleaning tips

### For a Quick Clean:

Simply wipe down with soap and water.

### For a Deep Clean:


Wipe on  $\frac{1}{3}$  bleach and  $\frac{2}{3}$  water solution with a clean cloth and let it sit on the lumber for a few minutes (this will not affect the color). Then, loosen any dirt and debris that may catch in surface grooves with a soft bristle brush; hose down to rinse.

### For a High-Power Clean:

Use a pressure power washer (not exceeding 1,500 psi) to spray off dirt and debris. Apply a  $\frac{1}{3}$  bleach and  $\frac{2}{3}$  water solution and scrub with a soft bristle brush. Hose down to rinse.

# POLYWOOD

## Assembly Instructions



## ARADD602 allen + roth Curveback Adirondack Bar Chair

[polywoodoutdoor.com](https://polywoodoutdoor.com)

# Thank You

Thank you for choosing POLYWOOD!  
We hope our furniture helps create a gathering place for you and your loved ones to enjoy for many years to come!



## Join the POLYWOOD Owner's Community

Sign up at:

[polywoodoutdoor.com/welcome](https://polywoodoutdoor.com/welcome)

As a POLYWOOD Owner, you'll be among the first to access exclusive information about new product launches, special promotions, and giveaways.



## Reach Out

Questions? Please contact us:  
[hello@polywoodoutdoor.com](mailto:hello@polywoodoutdoor.com)  
(833) 665-6300



## Watch & Learn

For assembly tips and videos visit:  
[polywoodoutdoor.com/assembly](https://polywoodoutdoor.com/assembly)

## Share your space

We love to see where our furniture ends up — snap a pic and tag it on Instagram or Facebook for your chance to be featured on our social channels!  
**#polywood #rethinkoutdoor**



[facebook.com/polywoodoutdoor](https://facebook.com/polywoodoutdoor)




[@POLYWOOD](https://www.instagram.com/POLYWOOD)



[pinterest.com/polywood](https://pinterest.com/polywood)



[youtube.com/polywood](https://youtube.com/polywood)

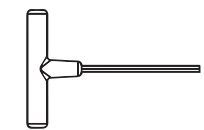


## Did you know?

On average, POLYWOOD recycles 400,000 milk jugs a day!

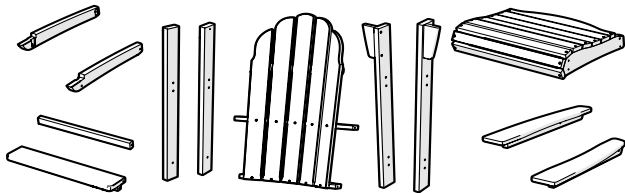
Learn more about our story:  
[genuinePOLYWOOD.com](https://genuinePOLYWOOD.com)

TOOLS

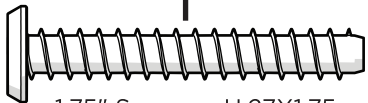


4mm T-handle  
hex key (included)

PARTS

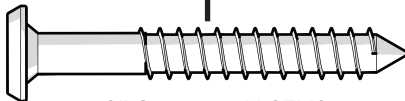


**A** x 12



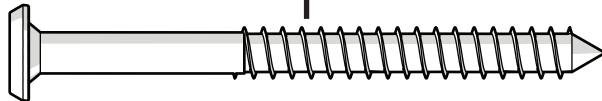
1.75" Screw — H.27X1.75

**B** x 2



2" Screw — H.27X2

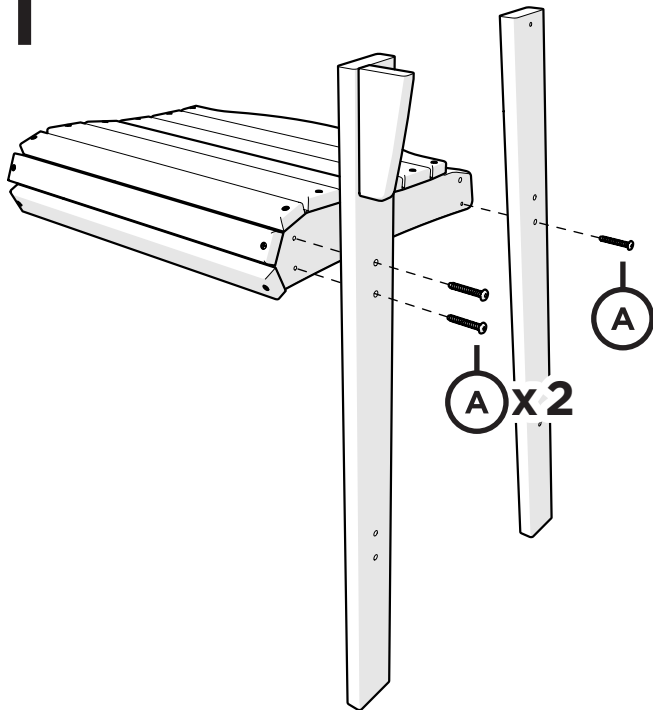
**C** x 6



3" Screw — H.27X3

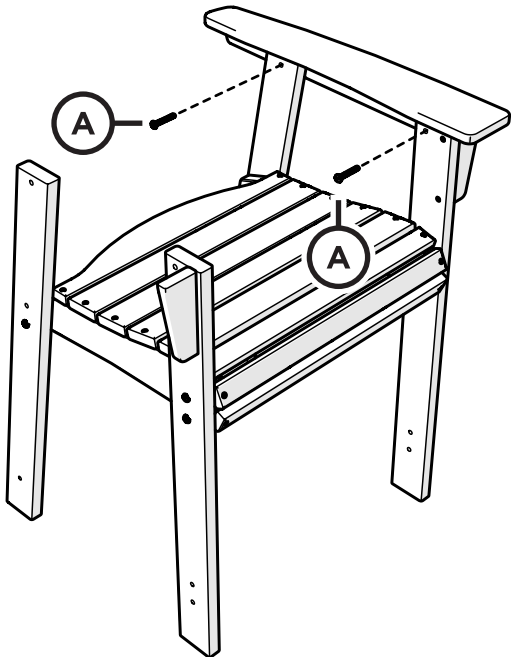
Something missing?  
Call (833) 665-6300

1



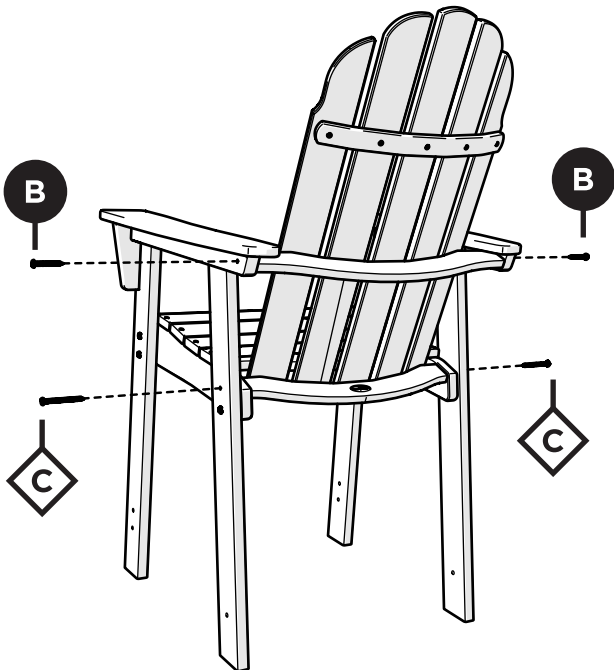
Repeat other side

2


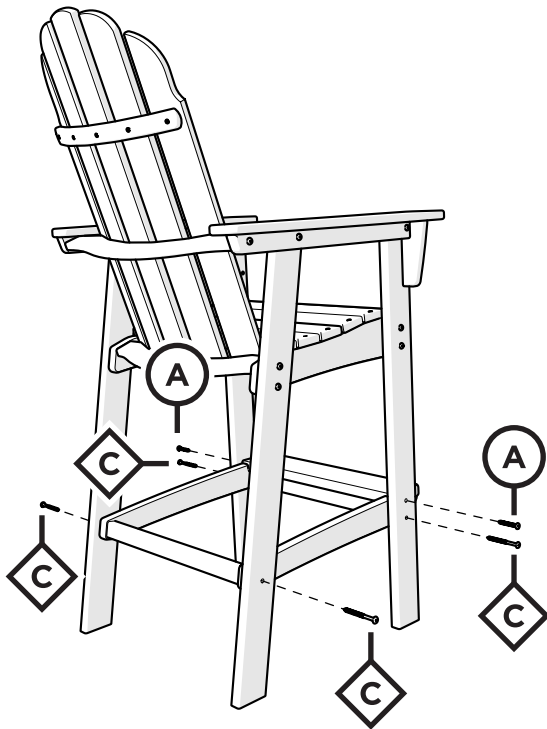


Repeat other side

3



4



POLYWOOD