



Sink Hole Cover K-8830

Features

- Fits 1/2- to 1-1/2-inch faucet hole.
- Available in durable enameled steel or stainless steel.



Codes/Standards









None Applicable

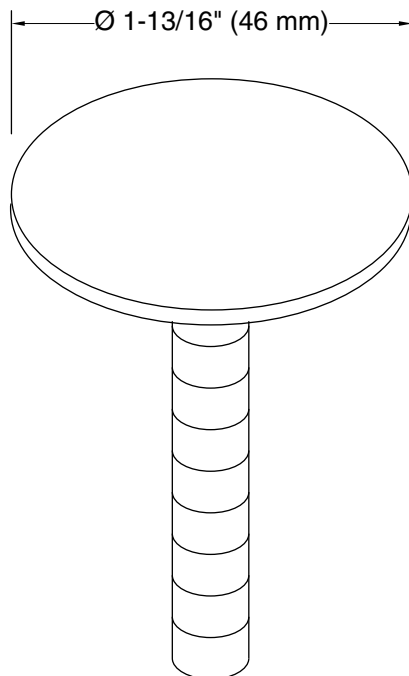
KOHLER® One-Year Limited Warranty

See website for detailed warranty information.

Available Colors/Finishes

Color tiles intended for reference only.

Color	Code	Description
	CP	Polished Chrome
	PB	Vibrant® Polished Brass
	VS	Vibrant® Stainless
	2BZ	Oil-Rubbed Bronze
	BL	Matte Black
	0	White
	47	Almond
	7	Black Black™



Technical Information

All product dimensions are nominal.