



1. Check if the accessories are complete:



① Wagon*1 (Replaceable Cover)



② Detachable Wheel*4
(2 front wheels, 2 back wheels)



③ Removable Handle*1

2. Assembly Instructions:

1. Install 2 front wheels and 2 back wheels

Tip: To remove wheels, press the release button and pull downward



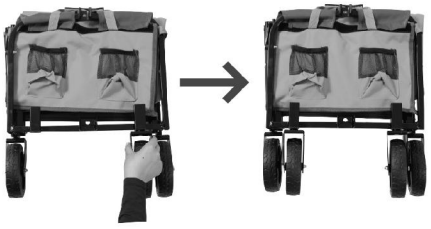

2. Fully extend the wagon frame to both sides



3.Extend the handle to use the wagon
Tip: To retract handle, press the release button and push downward



3. Storage Instructions:

1. Lift the base handle and collapse the wagon



2. Secure the handle in locked position



3. Fasten hook-and-loop straps to complete storage



WARNING

1. Do not exceed maximum weight capacity (220 lbs/100 kg) to prevent damage

2. Avoid prolonged water immersion. If exposed to moisture, dry thoroughly immediately to maintain product durability.

3. This wagon is not intended for transporting children or adults!