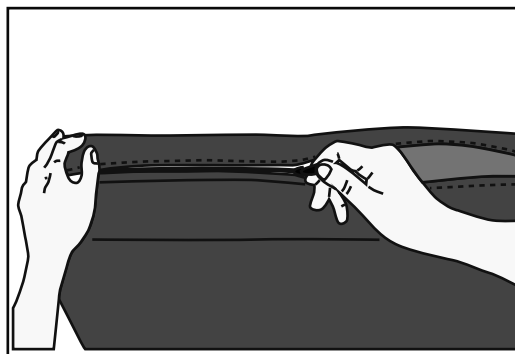


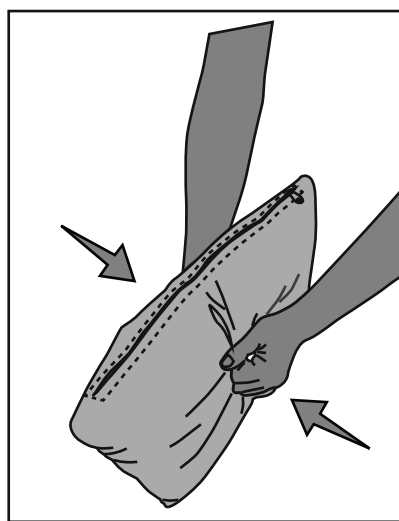
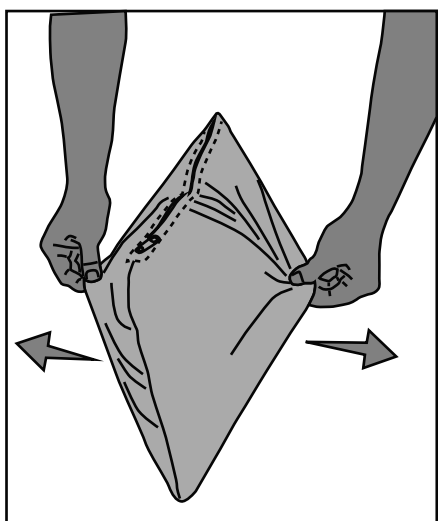
ASSEMBLY INSTRUCTIONS

IT-460171T

HOW TO INSTALL THE PILLOW COVER



Remove the plastic wrap of the insert pillow,
then put the insert pillow into the pillow cover and close the zipper



The pillow need to be pressed and pulled to fully expand.

Please email us at info@cambridge-casual.com for assembly tips, report damage, or request parts.

For faster response, please write down item number, code for missing parts,
attach the purchase receipt and picture of damaged parts.

Toll free number : 1-888-287-4275 from 9:00am to 5:00pm CST (Monday to Friday).