


Wooden Arbor Assembly Instruction

To add stability of assembly, apply small amount of exterior wood glue to wood holes and rods during assembling.



A (2pcs)			B (2pcs)	
C (6pcs)	D (4pcs)	E (4pcs)	F (2pcs)	G (4pcs)
H (4sets)	I (8sets)	J (24pcs)	K (32pcs)	
6X50MM	6X40MM	4X45MM	4X25MM	

1

SET1

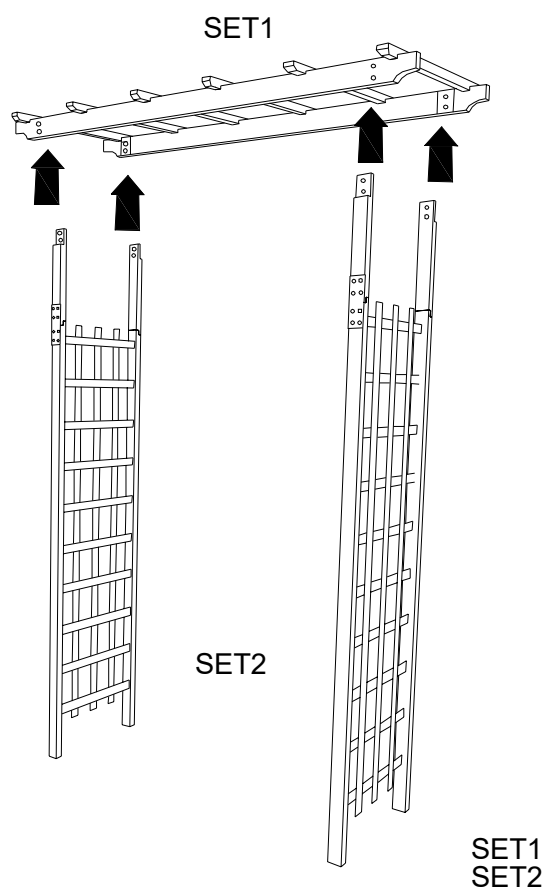
A=2PCS
C=6PCS
J=12PCS

2

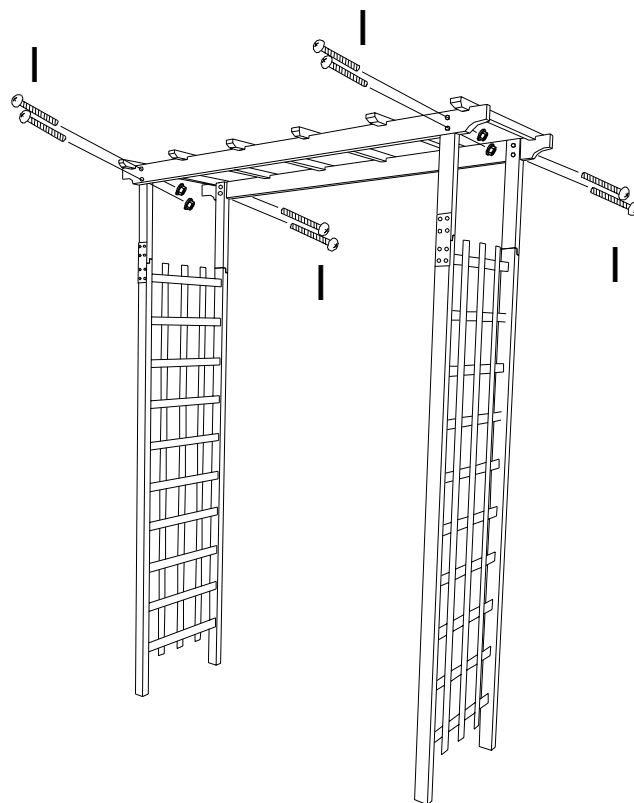
SET2

B=2PCS
D=4PCS
G=4PCS
K=32PCS

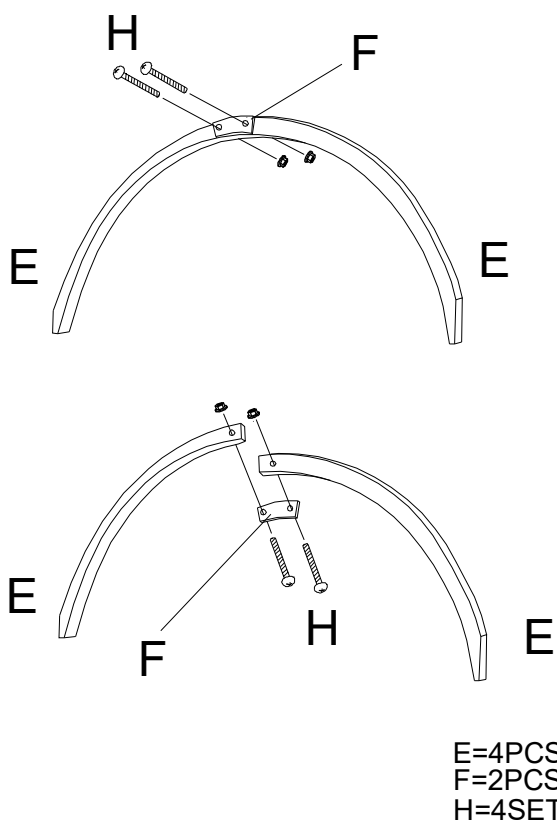
3



4



5



6

