



**Vox®**

23" rectangular vessel bathroom sink  
**K-2660-1**

### Features

- Single faucet hole
- Rectangular basin with a contemporary design
- With overflow
- 23" (584 mm) x 18-1/8" (460 mm)

### Material

- Vitreous china

### Installation

- Vessel

### Recommended Products/Accessories

K-23726 Drain treatment



ADA

CSA B651

### Codes/Standards

ASME A112.19.2/CSA B45.1

ADA

ICC/ANSI A117.1






CSA B651

### KOHLER® Vitreous China Bathroom Sink Lifetime Limited Warranty

See website for detailed warranty information.

### Available Colors/Finishes

*Color tiles intended for reference only.*

Color	Code	Description
	0	White
	96	Biscuit
	7	Black Black™
	17	Teal
	42	Aspen Green

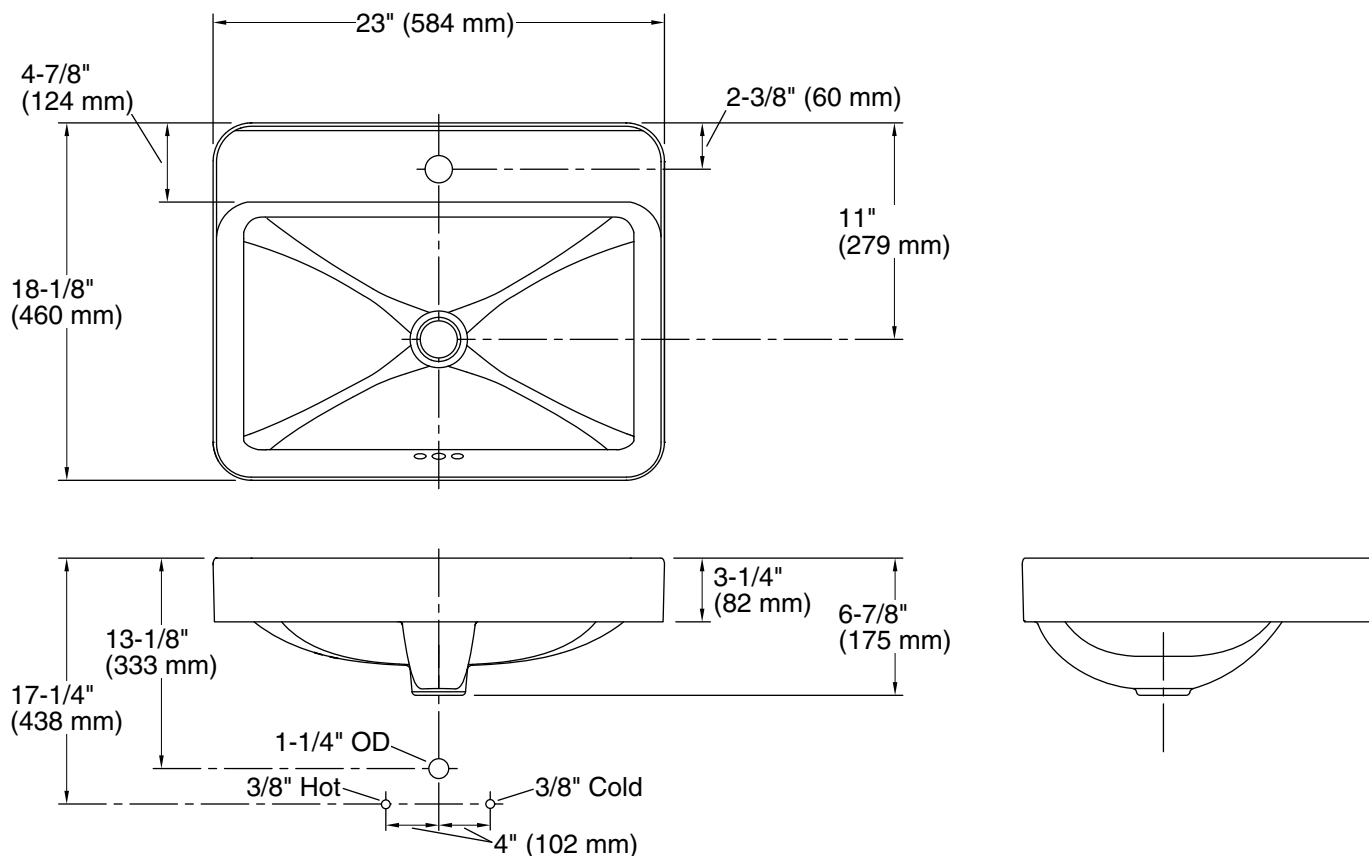
1-800-4KOHLER (1-800-456-4537)

Kohler Co. reserves the right to make revisions without notice to product specifications.

For the most current Specification Sheet, go to [www.kohler.com](http://www.kohler.com) USA or [www.kohler.ca](http://www.kohler.ca) Canada

9-29-2025 22:01 - US/CA

THE BOLD LOOK  
OF **KOHLER®**



## Technical Information

All product dimensions are nominal.

Basin configuration:	Single Bowl
Bowl area (Only):	Length: 22" (559 mm) Width: 13-1/4" (337 mm) Water depth: 3-3/4" (95 mm)
With overflow:	Yes
Number of deck holes:	1
Faucet hole(s):	1-3/8" (35 mm)
Drain hole:	1-3/4" (44 mm)
Template:	1144641-7, required, included

## Notes

Install this product according to the installation instructions.

Choose a faucet that will provide adequate clearance and will direct the water stream to the center of the bathroom sink.

**NOTICE:** Countertop manufacturer or cutter must use the cut-out template provided with the product or a current one provided by Kohler Co. (call 1-800-4KOHLER). Kohler Co. is not responsible for cut-out errors when incorrect cut-out template is used.

Product rests on countertop. Consider height when designing installation.

Product dimensions are nominal and may vary per ASME A112.19.2 tolerances.

ADA, CSA B651 compliant when installed to the specific requirements of these regulations.