


MAESTRO^{SMART}

With no outdoor unit

**OLIMPIA
SPLENDID**
HOME OF COMFORT

Designed to provide quiet and efficient comfort cooling and heating for both residential or commercial spaces.



HEAT PUMP

Our reverse cycle heat pumps offer both heating and cooling to provide occupants with year-round comfort. It can also be used as backup heat during shoulder seasons.



PURE SYSTEM 2

A multi-filtration system that combines two state of the art filtration technologies:

- An **Electrostatic Filter** designed to eliminate small particles such as smoke, dust, pollen and pet dander to provide relief to people with allergies.
- An **Active Carbon Filter** which eliminates unpleasant odors keeping the indoor air quality fresh and clean.



COMFORT COOLING

Cooling capacity can reach up to 9,212 btu/h providing occupants with unparalleled temperature and humidity control of their indoor environment.

Maestro Smart 9 HP Model# 02020

FEATURES

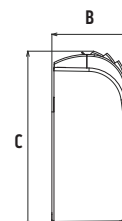
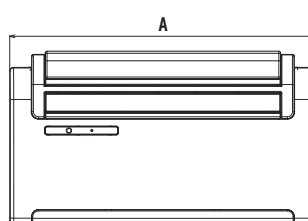
- **Cooling Capacity:** ❄️ 9,212
- **Heating Capacity:** 🔥 8,530
- **Comfort Model:** Heat Pump
- **Refrigerant:** R410A
- **Installation Versatility:** High or low wall
- **Easy installation:** Can be installed from inside the space in just a few minutes
- **Rotating Flap:** Provides total air diffusion for consistent temperature throughout the space
- **User Control Options:**
 - * Multifunction remote (Standard)
 - * Wireless Wall Mounted Thermostat (Optional)
- 24 hour Timer
- Sound Transmission: Best in Class STC and OITC

FUNCTIONS

- ✿ **Fan Mode:** Adjustable 3 speed fan with fan only mode to optimize air circulation
- 💧 **Dehumidification Mode:** Reduces airflow to increase the amount of moisture removed from the space.
- 🌡️ **Auto Mode:** Adjusts setpoint based on ambient temperature
- 🌙 **Sleep mode:** Gradually increases the temperature setpoint ensuring whisper quiet operation, greater comfort and energy savings while you sleep.









Industry Leading Italian Design: Maestro Smart is the first AC or HP that does not require an outdoor unit! Only two louvered penetrations can be seen on the exterior of the building or home.



Unit Dimensions			
A	B	C	Weight
35.5"	9.1"	20.3"	88.2 lbs



Design Specifications and Capacities*		Maestro Smart 9 HP
Model Number		02020
Voltage (min 109, max 127)	V/PH/Hz	115-1-60
Rated Capacity for Cooling (1)	BTU/H	 9,212 
Rated Capacity for Heating (3)	BTU/H	 8,530 
Rated Power Consumption - Cooling Mode	Watts	930
Rated Power Consumption - Heating Mode	Watts	847
Maximum Power Consumption in Cooling Mode	Watts	1200
Maximum Power Consumption in Heating Mode	Watts	1000
Combined Energy Efficiency Ratio	CEER	9.3
Coefficient of Performance	COP	3.13
Dehumidification Capacity	Pints/Hr.	2.3
Compressor	Type	Rotary
Rated Load Amps	R.L.A.	8.6
Lock Rotor Amps	L.R.A.	40
Indoor Fan	Type	PSC
Speeds	# of speeds	3
Full Load Amps	F.L.A.	0.44
Indoor Air Volume (Cooling)	CFM (H, M, L)	288/253/212
Indoor Air Volume (Heating)	CFM (H, M, L)	265/235/195
Outdoor Fan Speeds	# of speeds	1
Venting Hole Diameter (2 required)	Inches	8"
Maximum Remote Control Range	Feet	26'
Dimensions (without packaging)	W/H/D	35.5" x 20.25" x 9"
Dimensions (with packaging)	W/H/D	38.5" x 24" x 14"
Weight (without packaging)	lbs	88
Weight (with packaging)	lbs	97
Sound Level (3)	dBA min/max	 33/42 
Outdoor Indoor Transmission Class (4)	OITC	25
Sound Transmission Class (4)	STC	36
Refrigerant	ASHRAE #	R-410A
Refrigerant Factory Charge	lbs - oz	1 - 7

Design Condition Parameters*			Maestro Smart 9 HP
Indoor Temperature	Maximum Operating Temperature in Cooling Mode	°F/°C	DB 95°F/35°C - WB 75°F/24°C
	Minimum Operating Temperature in Cooling Mode	°F/°C	DB 64°F/18°C
	Maximum Operating Temperature in Heating Mode	°F/°C	DB 81°F/27°C
	Minimum Operating Temperature in Heating Mode	°F/°C	-
Outdoor Temperature	Maximum Operating Temperature in Cooling Mode	°F/°C	DB 109°F/43°C - WB 90°F/32°C
	Minimum Operating Temperature in Cooling Mode	°F/°C	DB 14°F/-10°C
	Maximum Operating Temperature in Heating Mode	°F/°C	DB 75°F/24°C - WB 64°F/18°C
	Minimum Operating Temperature in Heating Mode	°F/°C	DB 5°F/-15°C
Indoor Temperature	(1) Rated Output Power for Cooling - CEER, Hourly Consumption, Energy Efficiency Class Tests	°F/°C	DB 80.6°F/27°C - WB 67°F/19.4°C
	(2) High Load Test in Cooling Mode	°F/°C	DB 95°F/35°C - WB 75°F/24°C
	(3) Rated Output Power for Heating - CEER, Hourly Consumption, Energy Efficiency Class Tests	°F/°C	DB 70°F/21°C - WB 60°F/16°C
	(2) High Load Test in Heating Mode	°F/°C	DB 81°F/27°C
Outdoor Temperature	(1) Rated Output Power for Cooling - CEER, Hourly Consumption, Energy Efficiency Class Tests	°F/°C	DB 95°/35°C - WB 75°F/24°C
	(2) High Load Test in Cooling Mode	°F/°C	DB 109°F/43°C - WB 95°F/32°C
	(2) Rated Output Power for Heating - CEER, Hourly Consumption, Energy Efficiency Class Tests	°F/°C	DB 45°F/7°C - WB 43°F/6°C
	(2) High Load Test in Heating Mode	°F/°C	DB 75°F/24°C - WB 64°F18°C

*Values may change if models are revised. Always use the latest publication date for any literature.

- (1) CEER is calculated according to the ANSI RAC-1 2015 standard.
- (2) The Combined Energy Efficiency Ratio (CEER) is a standard that measures the combined efficiency of the unit when in standby and cooling modes
- (3) The sound pressure level was measured in a psychometric chamber at a 6.5 ft distance from the front of the unit meter of height. Min means internal noise fan only at minimum speed.
- (4) STC and OITC calculated by an independent 3rd party as per ASHRAE standards

