


LED Trail
2x2 Gold Beach Panel Frame Assembly Instructions

2 x 2 Panel Frame Assembly Instructions

Frame components: 4 side rails (2 sets of 2), screws



1) Lay frame as shown




2) Align 2 arms at 1st corner



LED Trail 2x2 Gold Beach Panel Frame Assembly Instructions


3) Insert screws



4) Repeat at 2nd corner then attach to ceiling before installing LED panel



5) Insert LED panel



LED Trail
2x2 Gold Beach Panel Frame Assembly Instructions

6) Final assembly

