



The 1·2·3's of steel framing.

1




Attach ceiling runner to bottom of joist or truss.

2



Use plumb line to set top and bottom runners.



3




Attach floor runner using concrete anchors.




4

Cut studs and runners with tin snips.



5


Twist studs into place. Make sure studs are level and knockouts/punchouts are aligned.






The 1·2·3's of steel framing.


6



Screw studs to top and bottom runners using 7/16" pan screws.




7



Cut and install runners and cripples around doors and windows.



Snap in grommets for electric and plumbing.



Attach drywall. Use corner bead around corners. Tape, spackle and finish drywall.