

Thank you for your purchase!



End Table

ASSEMBLY INSTRUCTIONS

Before You Begin:

Please identify all component parts and hardware pieces required before you begin. Carefully remove all of the components from the packaging and set aside for assembly. Assemble on a soft surface to prevent scratching during assembly.

Caution:

Tighten all components securely before use. Failure to do so may result in personal injury.

DO NOT use any sharp objects to open plastic wrapped components as damage to product or components may result.

Warning:

CHOKING HAZARD - Small Parts. Adult Assembly Required.

DO NOT ALLOW CHILDREN TO CLIMB ON FURNITURE

Serious or fatal injuries can occur from furniture tipping over. You must install Tipping Restraint Hardware (where included) to help prevent the unit from tipping and causing accidental injury, instability, death or damage. The tipping restraint is intended only as a safety measure, it is not a substitute for proper adult supervision.

To help prevent furniture from tipping over it must be permanently attached to the wall. Anti-Tip Safety Wall Straps suitable for the unit weight and wall materials (if not included) should be purchased and installed.

Online Assembly Instructions: <http://ftp.flashfurniture.com/AssemblyInstructions/NAN-JH-1787ET-WAL-BK-GG.pdf>

.....
Customer Service Email: CustomerExperience@belnick.com | Phone: 866-552-2810

NAN-JH-1787ET-GG/NAN-JH-1787ET-MRBL-GG/NAN-JH-1787ET-BK-GG/NAN-JH-1787ET-MRBL-BK-GG/NAN-JH-1787ET-WAL-BK-GG

Have a Question/Concern?

Quality products and first-class customer service are the cornerstone of long-lasting consumer relationships. We strive toward excellence in all we do and want you to be completely satisfied with your purchase.

Please contact our exceptional Customer Experience Agents at the email address or phone number shown below to assist you with any product questions or issues before requesting a return.

We look forward to serving you in a friendly, efficient manner to resolve any issues you may have.

Customer Service Email: CustomerExperience@belnick.com

Customer Service Phone: 866-552-2810

Our Warranty Statement

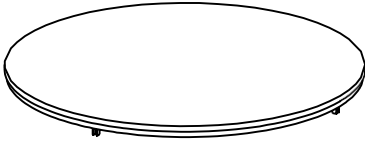






This warranty covers manufacturing defects associated with your new product. The product is warranted from the original purchase date and to the original purchaser for normal usage, according to the below-referenced specifications and limitations.

- Non-moving metal parts are warranted for 5 years.
- Component parts including pneumatic cylinder, control mechanism, base and casters are warranted for 2 years.
- All other items are warranted for 1 year.

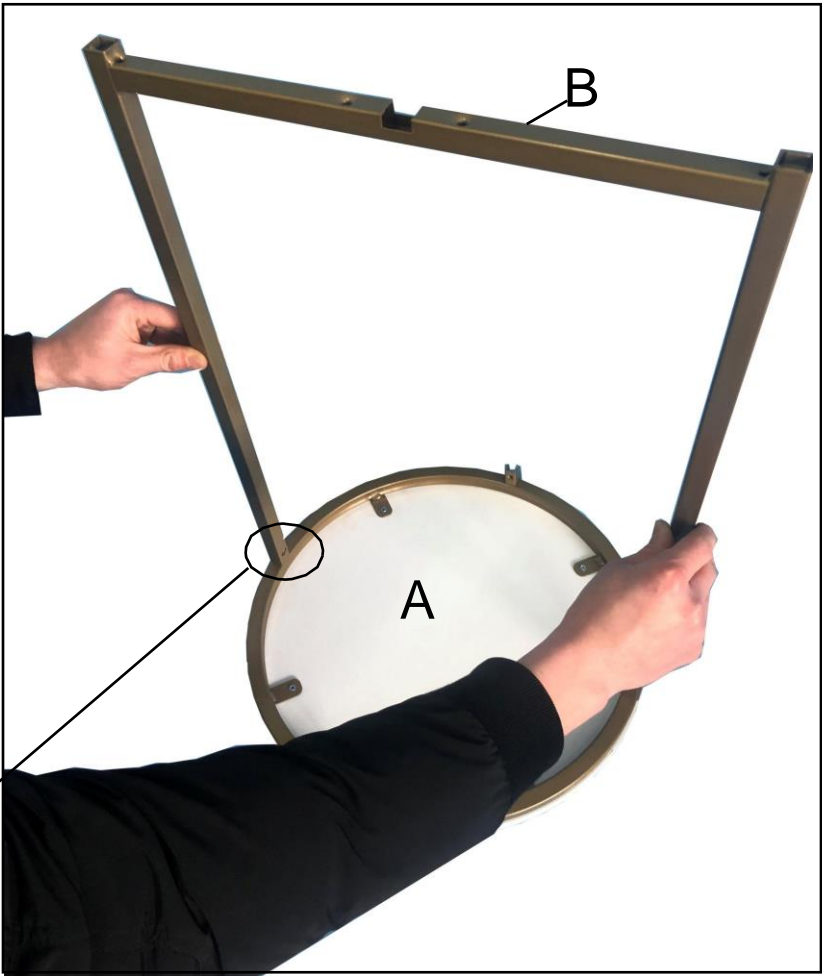
Normal usage means use in compliance with the restrictions and weight limits specified for the product. In the absence of product-specific restrictions and weight limits, normal usage means use for no more than forty hours per week by persons weighing 250 lbs. or less.

Coverage terminates if the product is sold or otherwise transferred. Repairs made by parties other than Belnick also void this warranty.


This warranty will not cover: (1) labor, freight, or damage from misuse, abuse, negligence, alteration, assembly, installation, attachments, accident, vandalism, acts of nature or any other event beyond the control of Belnick; (2) tearing, scratching, scuffing, or blemishing of leather or fabric; (3) cosmetic damage that may result from normal usage; (4) damage attributable to use by persons exceeding specified weight limits or commercial use exceeding forty hours per week; or (5) rust or other damage caused by exposure to moisture. The user assumes all risk of injury resulting from use of this product. Liability for incidental or consequential damage is excluded. Some states do not allow the exclusion or limitation of incidental or consequential damages, so the above limitation or exclusion may not apply to you.

A Wood Table Top 1pc	B Leg 1pc	C Leg 1pc
		
<div data-bbox="99 1171 180 1245">1</div> <div data-bbox="500 1215 688 1335">  </div> <div data-bbox="958 1308 1531 1369">M6*12mm screw *6pcs</div>		
<div data-bbox="99 1381 180 1455">2</div> <div data-bbox="513 1407 675 1551">  </div> <div data-bbox="1081 1491 1536 1554">Floor glides *4pcs</div>		
<div data-bbox="99 1575 180 1648">3</div> <div data-bbox="417 1621 802 1707">  </div> <div data-bbox="1141 1682 1531 1743">connector *1pc</div>		
<div data-bbox="480 1801 732 1883">  </div> <div data-bbox="1047 1875 1534 1938">Allen Wrench * 1pc</div>		


STEP1



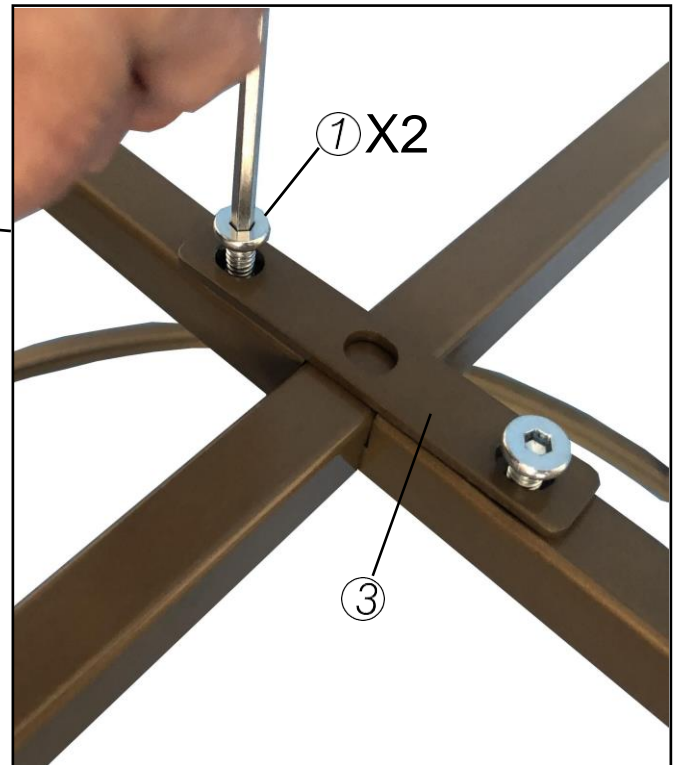
STEP2



STEP3



STEP4



STEP5

