



INSTRUCTION OF USE


EASY to INSTALL: It is made of high quality plastic. It has a strong load-bearing capacity. They easily click together like a puzzle without using tools;; rigid and won't slide about no matter the surface you put them on



1 Align the snaps of the two deck tile.



2 Press hard for snapping tight.




Multiple splicing methods

DIY BY YOURSELF

4-way interlocking design makes them easy to snap into place.

The following is some size information for your reference



	Area measuring	How many square feet	How many pack you will need
Shower measures	5' x 4'	20sq ft	20pcs
Walkway measures	2' x 10'	20sq ft	20pcs
Balcony measures	10' x 4'	40sq ft	40pcs
Bathroom measures	8' x 9'	72sq ft	72pcs
Deck measures	15' x 13'	195sq ft	195pcs
Bedroom measures	18' x 12'	216sq ft	216pcs