

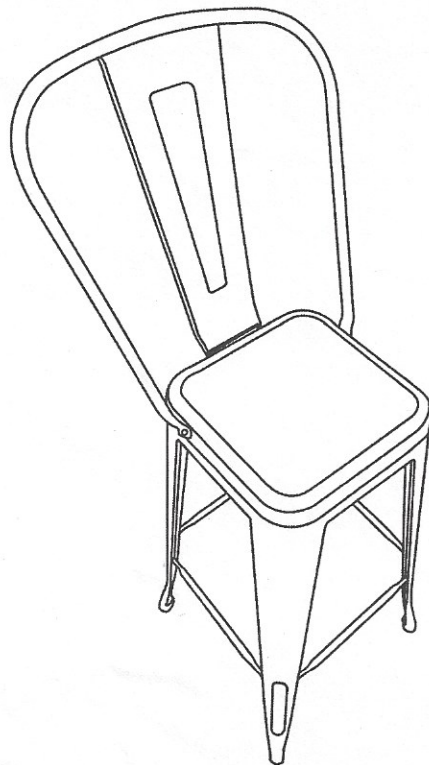


# CAROLINA FORGE

---

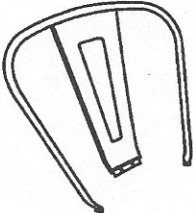
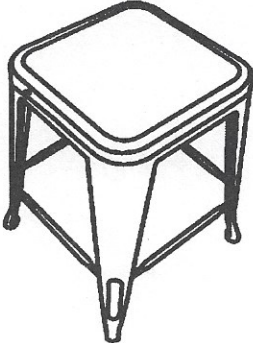
## Assembly Instructions

**Item # : TH-1001 Metal Adeline Chair**

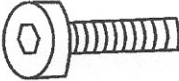



Thank you for purchasing a Carolina Forge product. This product has been designed for easy assembly and is constructed for durability. Please take the time to read and follow the assembly instructions carefully. If a part or hardware is missing or you have any difficulties in assembling this product, please contact us Toll Free 1-800-228-3876.

**PARTS LIST:**

<b>A</b>		<b>Chair Back</b>	<b>1</b>
<b>B</b>		<b>Chair Seat</b>	<b>1</b>

**HARDWARE LIST:**

<b>C</b>		<b>Hexagonal Bolt M6*12</b>	<b>4</b>
<b>D</b>		<b>Hexagonal Wrench</b>	<b>1</b>

