

CARE AND MAINTENANCE

Wipe clean with a soft cloth dampened in water and a mild soapy solution. Wipe dry with a clean and dry cloth.

this shoe rack requires no maintenance

however, by keeping the Product clean and storing it properly you can enjoy it year after year

If there are any questions relating to missing parts, assembly issues or replacements, please send a detailed email to hello@happimess.com

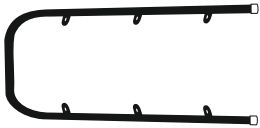


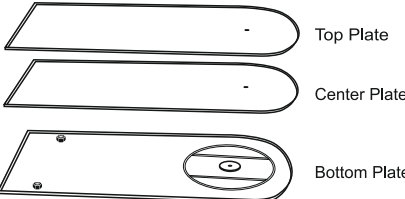


NOTICE

* Please make sure that you have all parts indicated before you begin assembly of this item

* This item Should be assembled on a soft surface to prevent scratching the finish during assembly

* This item may require periodic tightening

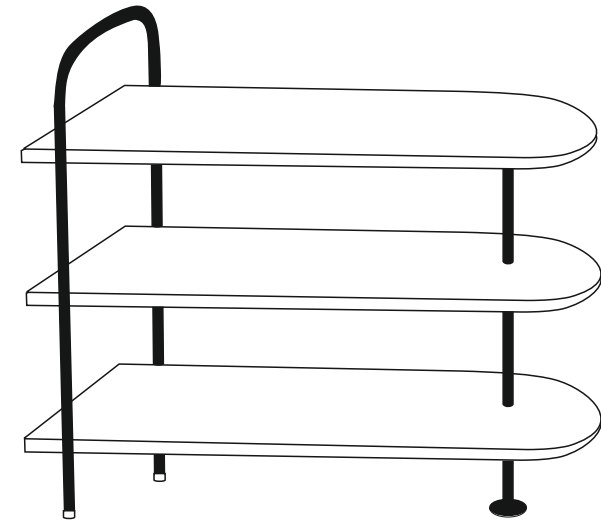
Part List and Hardware List

PIECE	DESCRIPTION	PICTURE	QUANTITY
A	STAND		X1
B	ROD		X1
C	PIPE		Large X2 Small X1
D	PLATE		X1 X1 X1
E	CROSS SCREW		X6
F	L key		X1

happimess

SRK1001A

PRODUCT DIMENSIONS : 38"W x14"D x24"H



Weight Capacity : 50 Lbs

Warning : Do not stand on Shoe Rack

Warning : Do not sit on Shoe Rack



PREPARATION

Before beginning assembly of product, make sure all parts are present. Compare parts with package contents list and hardware content list.
if any part is missing or damaged, do not attempt to assemble the product.
Estimated Assembly Time 20 minutes

