


Note:

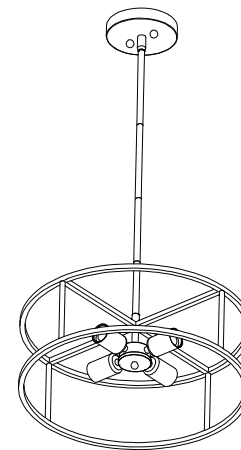
English

1. The lamps may only be installed by authorized and qualified technicians according to the valid regulations for electrical installation.
2. The manufacturer does not accept any responsibility for injuries or damage resulting from improper use of the light.
3. Attention! Before starting the installation work, make sure that the mains power line is voltage-free—turn off safety cutout or unscrew the protection fuse. The switch must be “OFF”.
4. Warning! Before drilling the mounting holes, make sure that no gas, water or electricity pipes and wires can be drilled through or damaged in your chosen mounting location.
5. Description of the supply terminals: L = Phase N = Neutral conductor  = Earthed conductor.

DINGLILIGHTING

Depuley

Product Instruction



WS-FND63-60B
4x Max.60W
110-120V
Material: Metal

Current range of telephone after-sales service

Language: English only Country: USA and Canada

Customers from other countries are advised to contact us via email.

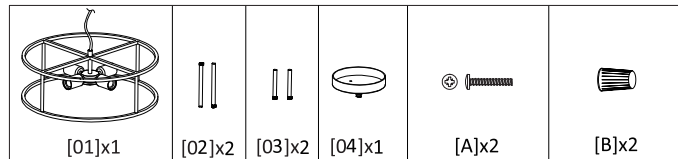
AFTER-SALES SERVICE Email: all-support@depuley.com

AFTER-SALES SERVICE TEL: (888) 985-3006 Depuley

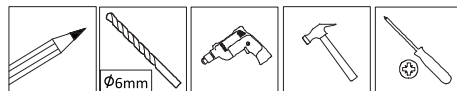
(888) 986-0020 DLLT

Mon-Fri 9am - 5pm (PST)

Part list:



You will need:



Installation Steps:

