

.....

# POP-UP WET FLOOR SIGN

.....



## USER GUIDE

ALP498-20 & ALP498-30



# Thank you for your purchase.



**Alpine maintains a strong practice of ongoing development of products and commercial research.**




Combining commitment to the customer, design innovation and skilled, dedicated workforces, they have produced a range of products that are an essential part of every commercial facility. Every product is designed to the highest standards, enabling you to get your requirements done in a reliable and cost-effective way.

# Table of Contents

- 2 Parts List
- 3 Hardware List
- 4 Assembly Instructions
- 8 Warranty
- 9 Notes

# Parts List

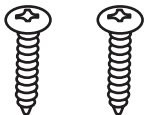
A



Holder

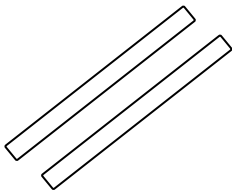
# Hardware List

1



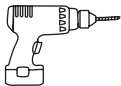
Screw (x2)

2



Tape (x2)

## Tools Required (But Not Included):



Electric  
Screwdriver



Measuring  
Tape



Pencil

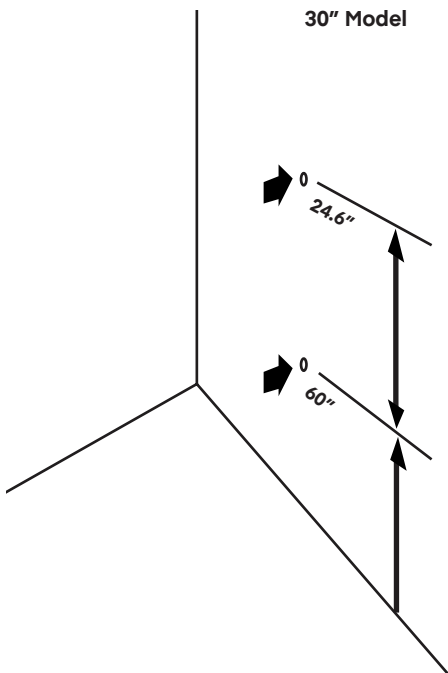


Phillips Head  
Screwdriver

# Assembly Instructions

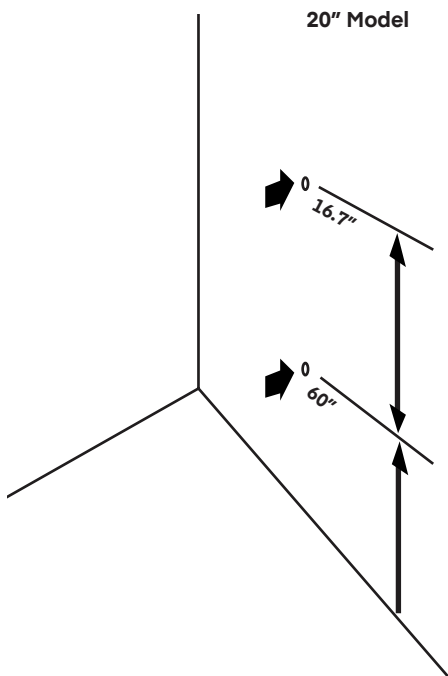
## Step 1:

- A.** To install the Pop-Up Wet Floor Sign Holder (A), you must first locate the spot you want to install it.
- B.** Next, depending on if you ordered the 20" or 30", you will mark two holes on the wall, as pictured below.
- C.** For the 30" Model, you will measure with a tape measure from the floor up to 60" and mark your first holes.
- D.** Then, from that mark, you will measure up another 24.6" and mark your second hole.



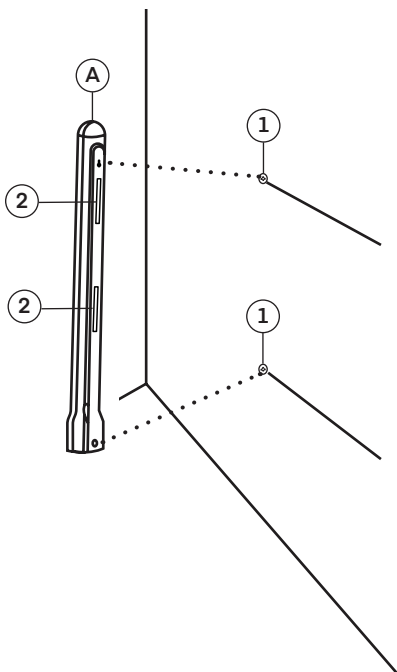
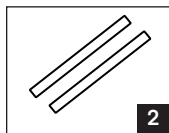
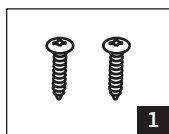
## Step 2:

- A. For the 20" Model, you will measure from the floor up to 60" and mark your first holes.
- B. Then, from that mark, you will measure up another 16.7", and mark your second hole.



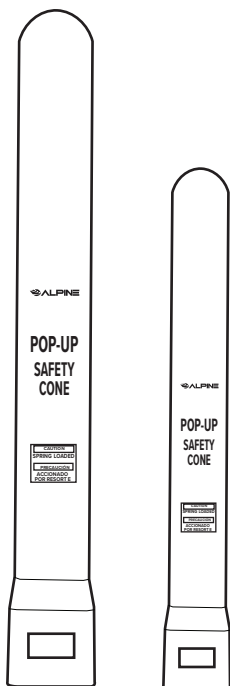
### Step 3:

- A.** Insert the two Screws (1) into the two marked holes using an electric drill.
- B.** Affix the included strips of Tape (2) to the back of your Holder (A).
- C.** Affix the Holder (A) to the wall by inserting the keyholes on the back, over the Screws (1), and sliding down until secure.



## Step 4:

- A. Press firmly on the face of the Holder (A) so that the Tape (2) adheres to the wall.
- B. Your Pop-Up Wet Floor Sign Holder (A) is now ready to be used.



# Warranty

1. Alpine (the "Company" or "Tiger Companies") warrants to the purchaser that the product will be free from defects in workmanship and materials for a period of 30 days from the date of purchase. The warranty period is not extended if we repair, replace, exchange, or provide a refund for the product (as determined in our sole discretion). We may change the availability of this limited warranty at our discretion, but any changes will not be retroactive.
2. These warranties are not assignable or transferable to any other person, including without limitation, any subsequent owner or other transferee of the product.
3. This Warranty does not apply to: (a) damage caused by misuse, tampering, abuse, neglect, or accident; (b) damage caused by improper installation, modification, or service; (c) alteration of the serial number; or (d) use that violates the instructions furnished by the Company will void this warranty.
4. The sole responsibility of the Company shall be limited to (a) the repair or replacement (in its sole discretion) of any component of the product which fails to conform to this; (b) a refund the purchase price of such product (in its sole discretion), at no cost to the purchaser for the period of the warranty, or (c) an exchange for a similar product, comparable in function and price.
5. Contact the Company directly at 1-(800)-805-1790 to obtain service under this warranty. If it becomes applicable to send a defective product to the Company, a Return Authorization Number must first be obtained from the Company. In order to obtain service under this warranty, purchaser may be required to provide the Company with the following items (a) proof of purchase, (b) photographs and or videos (of the damage, and (c) a written testimonial describing the defect.
6. Products shipped without prior Return Authorization and Return Authorization Number may not be accepted, and the Company will not be responsible for their disposition and/or cost of return to the owner.
7. The Company will not assume any responsibility for any loss or damage incurred in shipping and or delivery.
8. The product(s) must be returned within 14 calendar days of receiving the return authorization from the Company and must include the original proof of purchase for the warranty to be honored.
9. Any implied warranties that the purchaser may have are limited to the duration of the warranties described above. There are no further warranties that extend or apply beyond the face hereof, and the Company expressly disclaims and excludes any and all warranties of merchantability or fitness for a particular purpose. Some states do not allow limitations on how long an implied warranty lasts, so the above limitation may not apply to you.
10. THE REMEDIES DESCRIBED ABOVE ARE YOUR SOLE AND EXCLUSIVE REMEDIES AND THE COMPANY'S ENTIRE LIABILITY FOR ANY BREACH OF THIS LIMITED WARRANTY. OUR LIABILITY SHALL UNDER NO CIRCUMSTANCES EXCEED THE ACTUAL AMOUNT PAID BY YOU FOR THE DEFECTIVE PRODUCT, NOR SHALL WE UNDER ANY CIRCUMSTANCES BE LIABLE FOR ANY CONSEQUENTIAL, INCIDENTAL, SPECIAL OR PUNITIVE DAMAGES OR LOSSES, WHETHER DIRECT OR INDIRECT. SOME STATES DO NOT ALLOW THE EXCLUSION OR LIMITATIONS OF INCIDENTAL OR CONSEQUENTIAL DAMAGES, SO THE LIMITATION MAY NOT APPLY TO YOU.
11. This warranty gives you specific legal rights, and you may also have additional rights which vary from state to state.





**ALP498-20**

**ALP498-30**

© 2024 Alpine Industries

**[alpineindustries.com](http://alpineindustries.com)**