







CARE AND MAINTENANCE

Spot clean using a mild water-free solvent. Only a professional cleaner should undertake a complete overall cleaning.
The use of steam or water-based cleaners may cause excessive shrinking or staining.

NOTICE

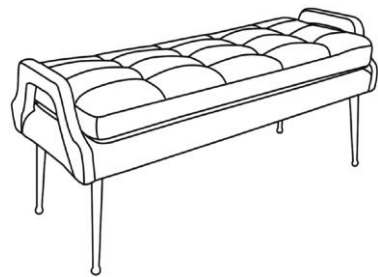
- * Please make sure that you have all parts indicated before you begin assembly of this item.
- * This item should be assembled on a soft surface to prevent scratching the finish during assembly.
- * This item may require periodic tightening.

Part List and Hardware List

PIECE	DESCRIPTION	PICTURE	QUANTITY
A	Seat		1X
B	Leg		4X
HW1	Bolt M8x25MM		12X
HW2	Flat Washer 8.5 mm		12X
HW3	Split Lock Washer 9 mm		12X
HW4	Allen Key		1X

Model# BCH5200

Product Dimensions:47.83" W x17.72" D x20.28" H



Weight Capacity: 550 lbs

WARNING: DO NOT STAND ON OTTOMAN
WARNING: DO NOT OVER TORQUE BOLTS/SCREWS



PREPARATION

Before beginning assembly of product, make sure all parts are present. Compare parts with package contents list and hardware contents list.
If any part is missing or damaged, do not attempt to assemble the product.
Estimated Assembly Time: 10 minutes.

