

Live healthy,  
breathe **Happi**



**Our Happi**  
KJ500  
**Instruction Manual**

# Everyone deserves to breathe fresh, unpolluted air



## WHO WE ARE

At Happi, we want a safer, cleaner planet. The kind we all deserve — not just in our homes, but around the world.

We're doing our part by protecting your space, and we're doing it more transparently and efficiently than any other air purifier on the market. All you have to do is sit back, relax, and watch Happi do the work, while energy-saving auto mode ensures you're doing the most good.

And for every Happi you purchase, we plant a tree in a developing country, helping to reduce the harmful effects of CO2 emissions on a global scale. Happi doesn't just help you breathe easier — it helps us all.



# Each innovative device is engineered to annihilate a wide range of pollutants

## REAL CLEAN, AUTOMATICALLY

Stop wondering if it works — let Happi show you. A smart display screen monitors humidity, temperature, and air quality, so you'll always know what's going on in your space. Don't have time to read all those numbers? Auto mode takes care of you while conserving energy, lessening Happi's impact on the environment and your conscience.

## A HEALTHIER WORLD

When you buy Happi, you'll help our commitment to a cleaner, healthier planet grow some roots. For every Happi sold, we'll plant a tree in a developing nation, aiding in the reduction of CO2 emissions worldwide.

## WE'VE GOT YOU COVERED

Your trust is important to us — breathe easier knowing you have 45 days to return Happi. And after you decide to keep it, you can sign up for automatic filter replacements for the ultimate peace of mind.



# Your lungs will thank you



## QUALITY & TRANSPARENCY

Happi isn't the first air purifier, but we believe it's the best. Our team spent countless hours designing and engineering the most affordable, efficient device on the market. They meticulously refined every detail, right down to the screws. But don't just take our word for it — see for yourself, right there on the smart display screen. At Happi, quality and honesty go hand in hand.

## HOW IT WORKS

5-layer filter captures particles, gases, and unwanted odors

High-efficiency UV light kills even the smallest bacteria

Dynamic display reads the room and updates in real time, keeping you protected

Streamlined control panel makes clean air less complicated

Understated, modern design keeps your space looking (and feeling) beautiful



# Air purification you can see

## TURN ON, TUNE OUT

Dream big (and clean). Our Happi is the elegant solution to your XL fresh air needs, standing guard while the kids play, the adults do yoga, and the cat plots your downfall. Its bright, crisp LED screen tracks temperature, humidity, and air quality for a comprehensive look at what's going on in your space — cat's evil plan not included.

We all deserve clean air. You know, the kind that makes you smile when it fills your lungs. With Happi, you won't just feel the clean, you'll see it — we're putting an end to expensive guessing games. Simple, beautiful, and effective, Happi promises to keep your space feeling fresh. Your lungs (and wallet) will thank you.

## PRODUCT DESCRIPTION

5-layer filter technology thoroughly cleans rooms up to 698 square feet

3-button control panel makes fresh air a breeze

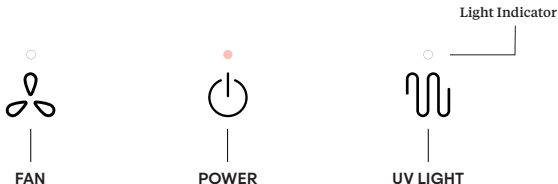
4-color LED smart display monitors temperature, humidity, and air quality, letting you see the clean

5 adjustable speeds, including night mode for the quietest, most energy-efficient clean

Auto mode saves energy, lessening your impact on the planet and giving you one less thing to worry about



## AIR PURIFIER BUTTONS



## LIGHT INDICATOR COLOR

### FAN

- White — Press 1 Time: Speed 1
- White — Press 2 Times: Speed 2
- White — Press 3 Times: Speed 3
- White — Press 4 Times: Speed 4
- White — Press 5 Times: Speed 5
- White — Press 6 Times: Automatic

### POWER

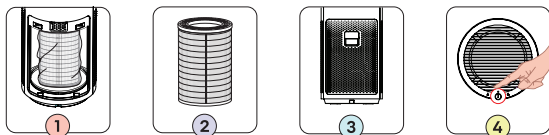
- White — Press 1 Time: Turns on
- Pink — Press 2 Times: Turns off

### UV LIGHT

- White — Press 1 Time: Turns on UV
- Off — Press 2 Times: Turns off UV

## FILTER REPLACEMENT

Open the filter cartridge door after shutdown and follow steps 1 to 3



- ① Remove the handle and pull out the old filter
- ② Take out the new filter pack
- ③ Insert the new filter, then close the filter cartridge door
- ④ After starting up, hold the [ON/OFF] + [UV] buttons to reset the filter



## SET UP



## QUALITY

- White ——— Excellent
- Blue ——— Good
- Yellow ——— Poor
- Red ——— Bad

## PM2.5 (US Standard) (UG)

- White ——— <12
- Blue ——— 13-35
- Yellow ——— 36-55
- Red ——— >55



When you press the Fan key, the product status will switch between AUT-1-2-3-4-5 in a cycle, and the display screen will switch to the corresponding number. At the same time, the icon of wind speed on the display screen will light up.

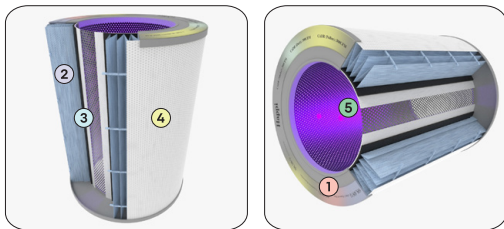
Upon start the air purifier will be in auto mode. After 3 seconds of holding the Auto icon, the display will automatically switch to PM2.5.



Hold the UV button for 3 seconds to enter sleep mode. All indicators will be off. In sleep mode, touch any function key to exit.



## FILTER PROFILE



- ① **Early Effect Layer**  
Bucket-shaped structure intercepts dust, hair, dander, and other large particles
- ② **ATP-HEPA Antimicrobial Peptide Layer**  
High-density antibacterial layer removes pollen, dust mites, and fiber
- ③ **High Efficiency Activated Carbon Layer**  
Honeycomb material absorbs formaldehyde, TVOC, and other harmful substances
- ④ **Photocatalyst Screen**  
Mesh layer degrades toxic gases, removes nasty odors, and kills bacteria
- ⑤ **UV Sterilization Layer**  
UV LED lamp sterilizes superbugs with no secondary pollution and zero ozone

## PRODUCT SPECS

- Input Voltage: AC120V/ 60Hz
- NOISE: 35-56dB
- POWER: 55W
- Area: 698ft<sup>2</sup>/ 65m<sup>2</sup>
- CADR (Smoke): 320CFM/540m<sup>3</sup>/h
- CADR (Dust): 320CFM/540m<sup>3</sup>/h
- CADR (Pollen): 320CFM/540m<sup>3</sup>/h
- Net Weight: 8.0kg
- Gross Weight: 11.1 kg
- Product Size: 326mmx 660mm



## FILTER MAINTANENCE

Unplug the power supply before taking out the filter and place it depending on the air quality. It is recommended to take out the filter after 1 to 2 months, clean the dust and other pollutants absorbed by the filter with a blower (cold air) or vacuum cleaner, and place the filter under sun about 2 hours, so as to maintain the best purifier effect of the filter.

## FILTER REPLACEMENT

Due to the different use environment, the filter service life would be different. When the purification efficiency is reduced, please replace the filter as soon as possible to ensure the purification energy efficiency of the purifier. It is recommended to contact us or your local licensors to replace it. Do not discard the discarded filter everywhere.

## WIPING THE DEVICE

To stubborn besmirch or dust, you can use a soft cloth that has soaked with warm water to wipe. Do not use volatile liquid and detergent, benzene, paint thinner, polishing powder, detergent and other substances may cause damage to the device.

## SAFETY PRECAUTIONS & WARNINGS

To avoid injury, keep fingers away of pre-filter opening when pushing down the outer tube and from the center opening of the lid when pressing down.

Do not place the device directly below a shelf or other objects that might hinder the exiting air flow.

Never cover vents while the device is running; do not place objects on top. Avoid dropping the device.

Do not insert or drop any foreign objects or liquids into the device. If either happens, immediately unplug the device.

Do not use the device with any solid-state speed control device to prevent risk of fire or electric shock.

Be sure to stop the device and pull out the power plug when moving

The device cannot be started if the filter cover not installed correctly

Do not over-pinch, bend or twist the AC power cord, or the cord may be exposed or broken

Stop using the device immediately in case abnormal sound, odor, high temperature, irregular rotation of the fan

Do not sit, lean or lean on the device



# Get the most out of Happi

## INITIAL CLEAN-UP

Once turned on, Our Happi will adapt its cleaning cycle to your needs and the size of your room by performing an initial clean-up.

Like most products, your device was manufactured using new materials. We do everything we can to minimize the negative effects of this process, but there may be a noticeable smell during the first 24-48 hours of use, which is safe and expected. After this initial settling period, unpleasant smells should significantly subside. At that point, your filters have reached full effectiveness.

## WHERE SHOULD I PLACE OUR HAPPI?

Placing it in a central location and on a raised surface will help you maximize its benefits. At night, put Our Happi close to your bed for a clean, healthy sleep zone.

## SHOULD I RUN OUR HAPPI 24/7?

For continuous fresh, clean air, we suggest running on Auto Mode at all times. The good news is that your Auto Mode only uses 35 watts – equivalent to a small light bulb. If you do turn your Happi off, it'll run an initial clean-up upon restart.



## LIMITED WARRANTY INFORMATION

Happi warrants that for a period of one year from shipment, the Product will be free from defects in materials and workmanship under normal use in accordance with the documentation provided with the Product.

Happi's sole obligation under this warranty will be at its option to repair or replace the Product and the replaced product will be warranted for the remaining period of the original warranty. Replacement products may contain new or refurbished parts. This warranty does not apply to Products damaged by misuse, accident, damage from use in areas subject to extreme temperature, excessive moisture, or other inherently hazardous environments. ALL IMPLIED WARRANTIES OF MERCHANTABILITY. EXCEPT FOR THE LIMITED EXPRESS WARRANTIES SET FORTH ABOVE, HAPPI DISCLAIMS ALL OTHER EXPRESS OR IMPLIED WARRANTIES OR CONDITIONS. Some jurisdictions do not allow limitations on how long an implied warranty lasts, so the above limitations may not apply to you. This warranty gives you specific legal rights, and you may also have other rights which vary by jurisdiction.

## NEED SOME HELP?

Visit us at [breathehappi.com](http://breathehappi.com)

For more guidance and support, email us at [hello@breathehappi.com](mailto:hello@breathehappi.com). We'll be glad to help you.



So, go ahead,  
inhale and enjoy  
the experience  
of fresh, clean air

