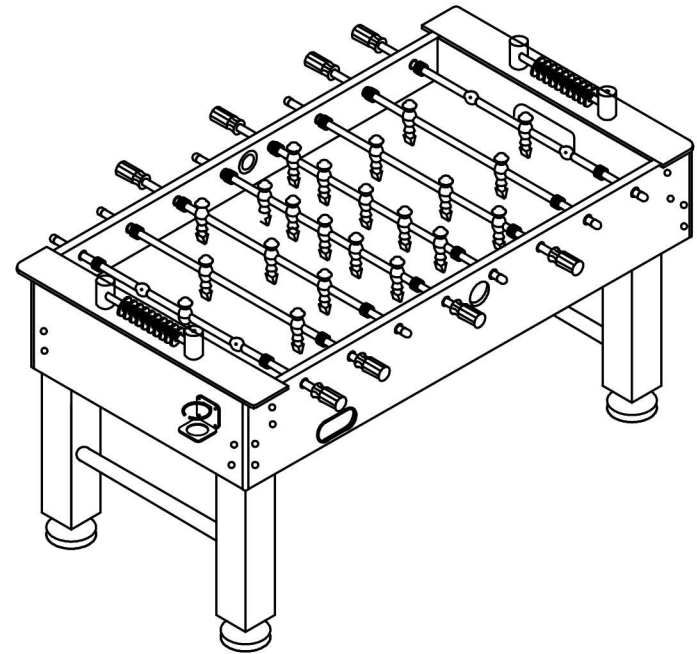






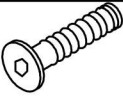
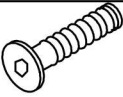
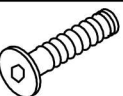
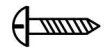





## 54" Foosball Table Assembly Instructions



Thank you for choosing Sunnydaze Décor. If you have any questions, comments or concerns please feel free to contact us by phone at: **888-881-4668**, by email: **[customerservice@serenityhealth.com](mailto:customerservice@serenityhealth.com)**, or you could also email us via our contact us page at: **[www.SerenityHealth.com/contact-us/](http://www.SerenityHealth.com/contact-us/)**.

We stand behind our brand and the quality of the items we sell. We will send new parts, or replace products at our discretion within the one year warranty period. Before we can help, you will need to provide proof of purchase with the date of purchase and photos of the defective merchandise. We will use the photos to determine the cause of defect and for future quality control.

PARTS IDENTIFIER	
ASSEMBLY PARTS	
DESCRIPTION	QTY, REQUIRED (EXTRA PIECES MAY INCLUDED)
 <b>H1</b> 1/4" FLAT WASHER	4
 <b>H2</b> 5/16" FLAT WASHER	24
 <b>H3</b> 1/4" LOCK NUT	4
 <b>H4</b> LEG LEVELER	4
 <b>H5</b> 5/16" * 2-1/4" BOLT	8
 <b>H6</b> 5/16" * 1-1/2" BOLT	16
 <b>H7</b> 1/4" x 2" BOLT	4
 <b>H8</b> 1" ROUND HEAD PHILLIPS SCREW	20
 <b>H9</b> 5/8" ROUND HEAD PHILLIPS SCREW	26
 <b>H10</b> 3/4" FLAT HEAD PHILLIPS SCREW	4
 <b>H11</b> TOOL	1

# ASSEMBLY INSTRUCTIONS

## SOCCER TABLE ASSEMBLY

WARNING: TWO ADULTS NEEDED TO ASSEMBLE SOCCER TABLE

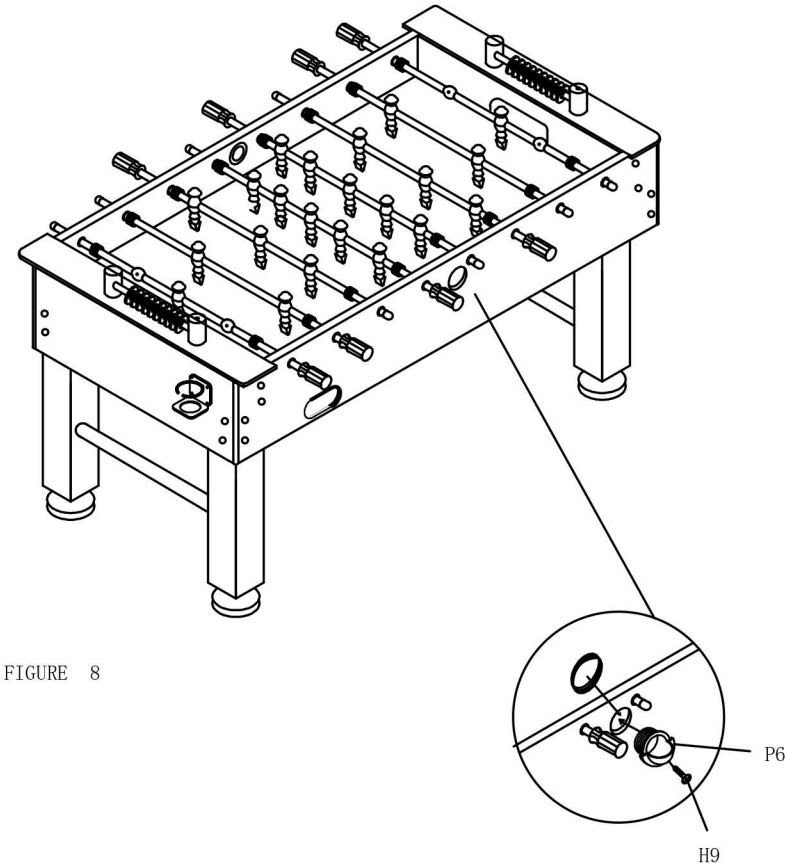


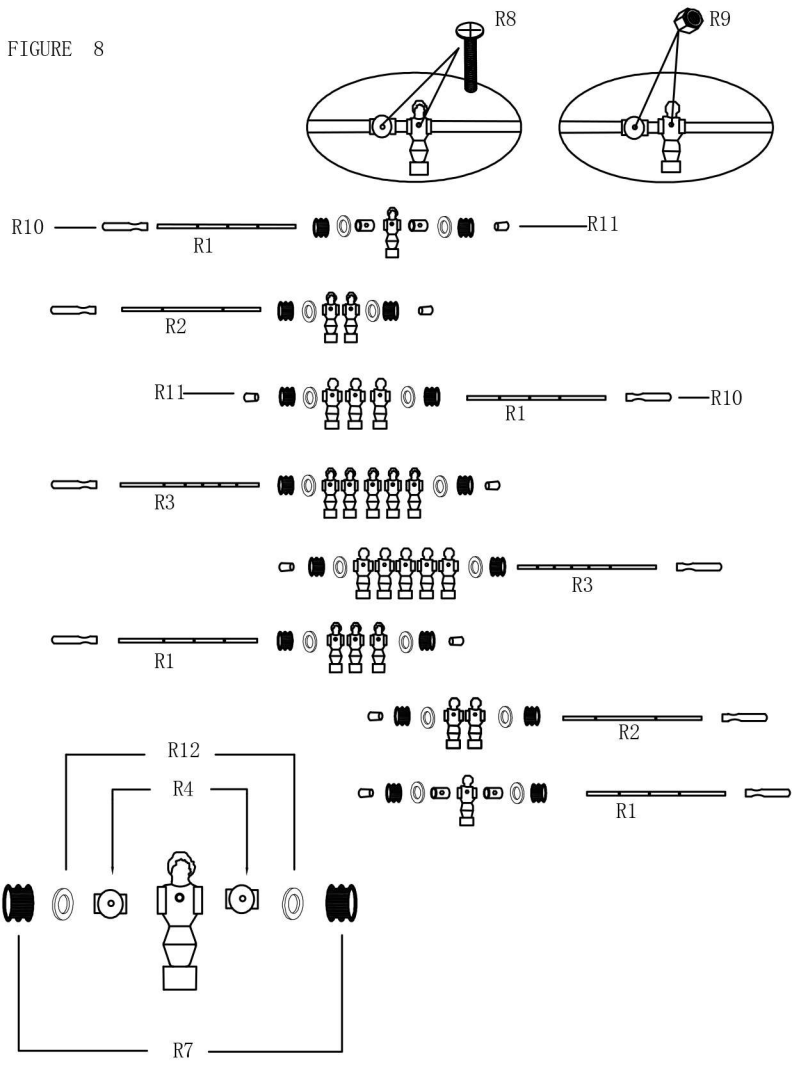
FIGURE 8

# ASSEMBLY INSTRUCTIONS

## SOCCER TABLE ASSEMBLY

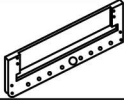


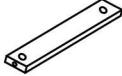
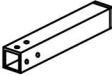




WARNING: TWO ADULTS NEEDED TO ASSEMBLE SOCCER TABLE

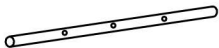

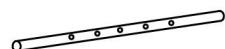

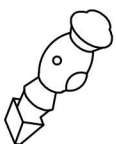





FIGURE 8



# PARTS IDENTIFIER

## ASSEMBLY PARTS

DESCRIPTION		QTY, REQUIRED
		(EXTRA PIECES MAY INCLUDED)
	P1	SIDE PANEL 2
	P2	END PANEL 2
	P3	PLAYING FIELD 1
	P4	PLAY FIELD SUPPORT BRACE 2
	P5	LEG 4
	P6	BALL ENTRY CUP 2
	P7	GOAL 2
	P8	BALL CATCHER 2
	P9	SLIDE SCOER 2

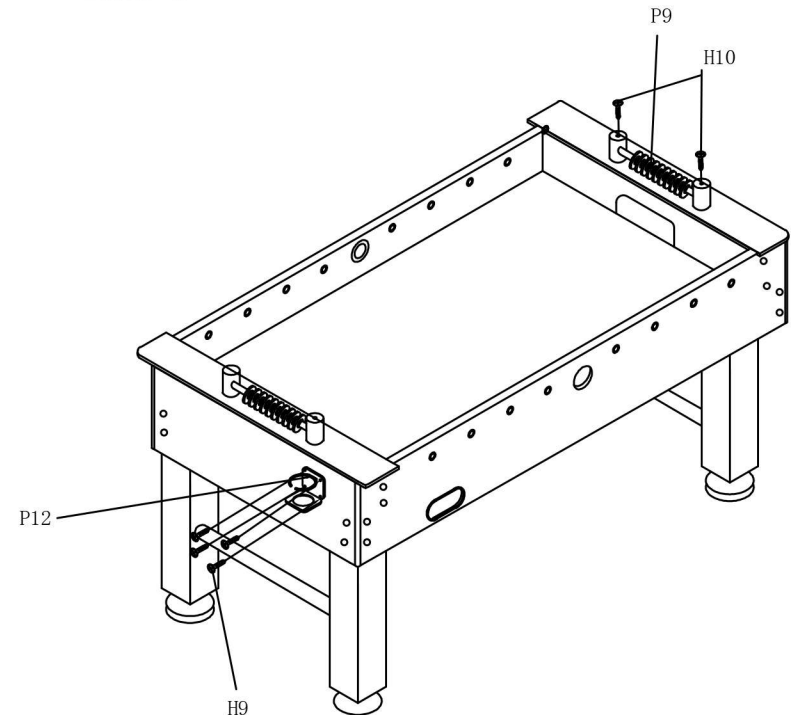
PARTS IDENTIFIER	
ASSEMBLY PARTS	
DESCRIPTION	QTY, REQUIRED
(EXTRA PIECES MAY INCLUDED)	
 <b>R1</b> 3 PLAYERS ROD	4
 <b>R2</b> 2 PLAYERS ROD	2
 <b>R3</b> 5 PLAYERS ROD	2
 <b>R4</b> SLEEVE	4
 <b>R5</b> AWAY MEN	11
 <b>R6</b> HOME MEN	11
 <b>R7</b> RUBBER ROD BUSHING	16
 <b>R8</b> 5/32"×1" BOLT	26
 <b>R9</b> 5/32" LOCK NUT	26
 <b>R10</b> ROD HANDLE	8

# ASSEMBLY INSTRUCTIONS

## SOCCER TABLE ASSEMBLY

WARNING: TWO ADULTS NEEDED TO ASSEMBLE SOCCER TABLE

FIGURE 6



# ASSEMBLY INSTRUCTIONS

## SOCCER TABLE ASSEMBLY

WARNING: TWO ADULTS NEEDED TO ASSEMBLE SOCCER TABLE

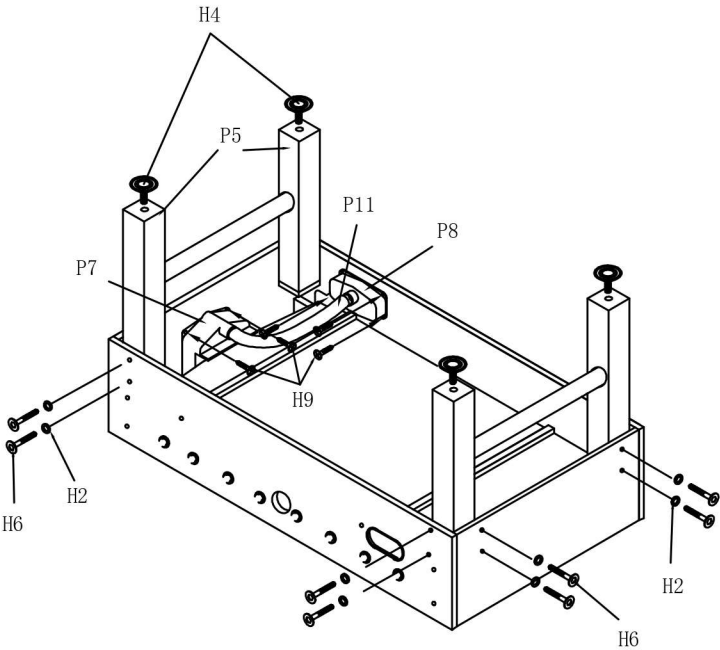


FIGURE 5

# PARTS IDENTIFIER

## ASSEMBLY PARTS

DESCRIPTION QTY, REQUIRED  
(EXTRA PIECES MAY INCLUDED)

 **R11** ROD END CAP 8

 **R12** WASHER 16

 **P10** CORNER 4

 **P11** BALL RUNNER 2


 **P12** CUP HOLDER 2

 **P13** CROSS BAR 2

 **P14** PANEL 2

 **H12** SOCCER BALL 2

 **H13** STICK 4

 **H14** 1" ROUND HEAD PHILLIPS SCREW 6

# ASSEMBLY INSTRUCTIONS

## SOCCER TABLE ASSEMBLY

WARNING: TWO ADULTS NEEDED TO ASSEMBLE SOCCER TABLE

FIGURE 1

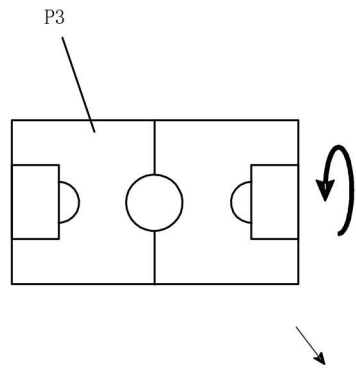
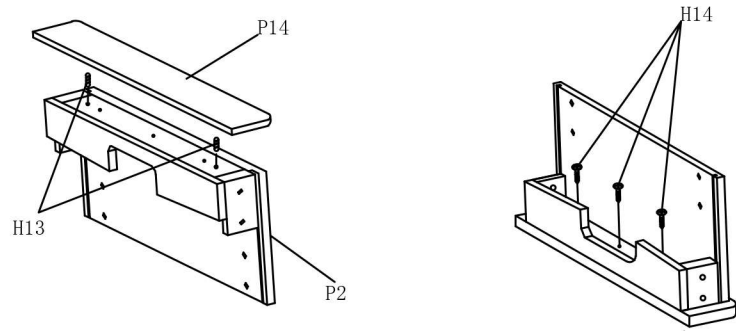
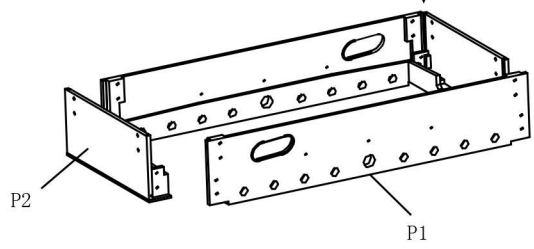


FIGURE 2



# ASSEMBLY INSTRUCTIONS

## SOCCER TABLE ASSEMBLY

WARNING: TWO ADULTS NEEDED TO ASSEMBLE SOCCER TABLE

FIGURE 3

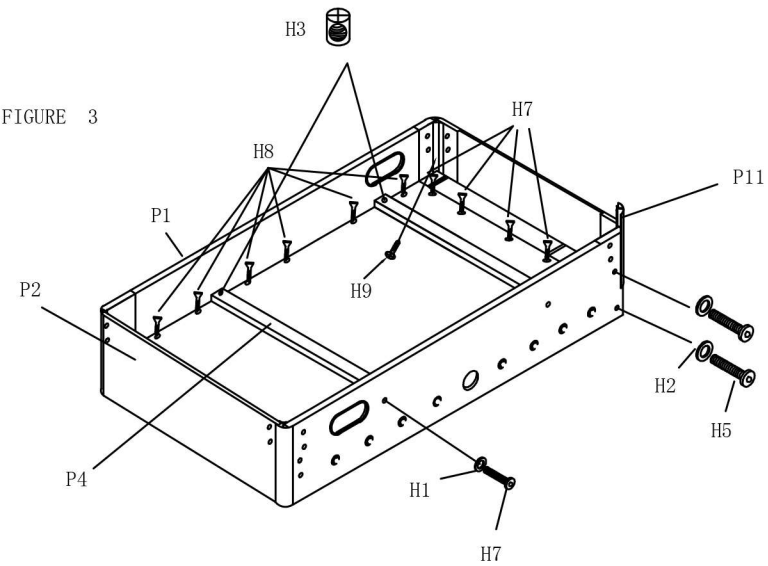


FIGURE 4

