




Instruction Manual

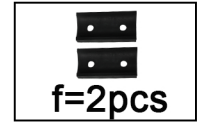




Thank you for purchasing the wheelbarrow
Contains all the parts required.

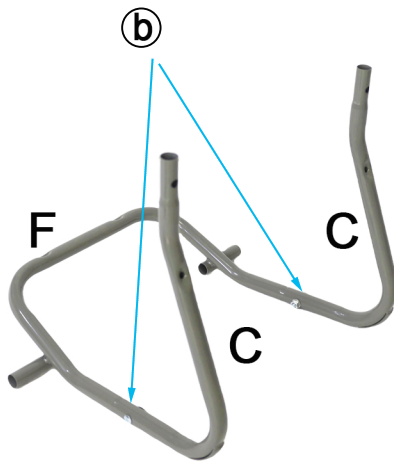
Wheelbarrow Parts



- A tray (x 1)
- B wheels (x 2)
- C support (x 2)
- D handgrip (x 1)
- E axle (x 1)
- F drivepipe (x 1)
- G Crossbeam (x 1)

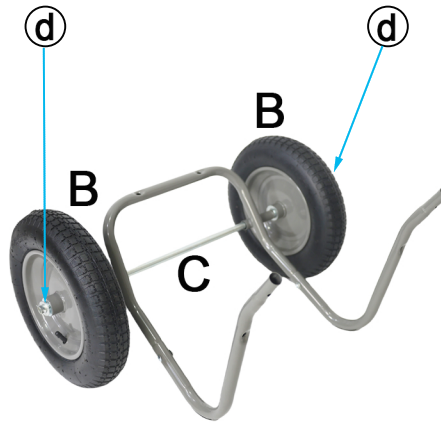


1



C+F

2



C+F+E+B

3




C+F+E+B+D

4



C+F+E+B+D+A

5



C+F+E+B+D+A+G

6



PLEASE WITH YOUR FLNGERS
AND HANDS WHEN ASSEMBLNG!

Tools needed: pliers, screwdriver, hammer