



Revel®

Frameless Sliding Bath Door

K-707000-L

Features

- Center-guided mechanism for smooth, quiet sliding action and easy cleaning.
- Contemporary towel bar and knob combination offers storage on the outside of the door without encroaching on the bathing space.
- CleanCoat®+ glass coating creates a hydrophobic barrier that repels water, soap scum, and residue, saving time and protecting shower doors 10 times longer than original CleanCoat. (Based on 2021 internal wear/abrasion testing using a microfiber cloth.)
- Tempered glass ensures enhanced safety and durability.

Material

- Frameless, 1/4" (6 mm) thick Crystal Clear tempered glass.

Technology

- Frameless design with minimal metal allows for greater ease of cleaning.
- Low bottom track creates easy entry and exit to the bathing space.

Installation

- Out-of-plumb adjustability simplifies installation.
- Sliding bath door.
- Not for use in hospitality.

Included Components

Additional Components:
Hardware kit



Codes/Standards




ANSI Z97.1
CPSC 16CFR 1201

KOHLER® One-Year Limited Warranty

See website for detailed warranty information.

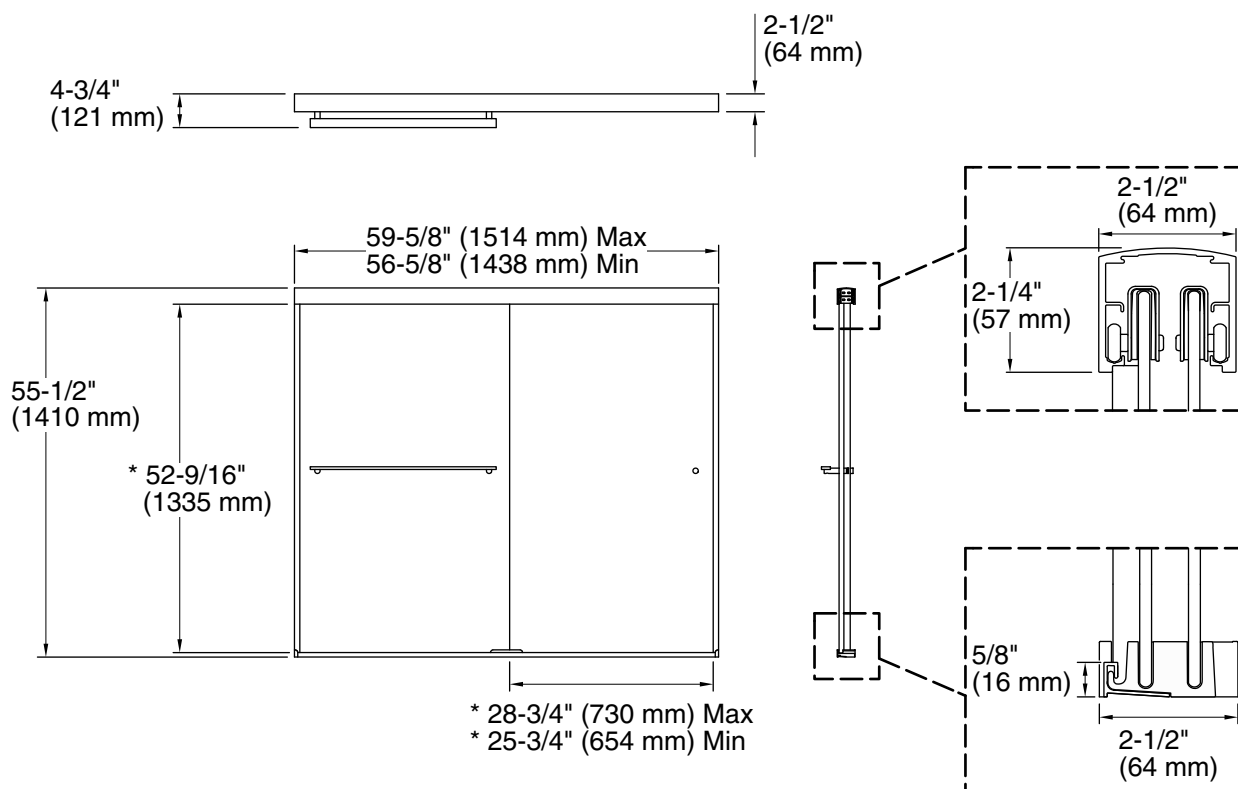
Available Colors/Finishes

Color tiles intended for reference only.

Color	Code	Description
	SHP	Bright Polished Silver
	ABZ	Anodized Dark Bronze
	BNK	Anodized Brushed Nickel

Available Glass Options

Code	Description
L	Crystal Clear



* Walk-Through

Technical Information

All product dimensions are nominal.

Installation type:	For bath installation
Opening Width - Min:	56-5/8" (1438 mm)
Opening Width - Max:	59-5/8" (1514 mm)
Walk-through - Min:	25-3/4" (654 mm)
Walk-through - Max:	28-3/4" (730 mm)
Base-To-Wall Radius - Max:	3/8" (10 mm)
Glass thickness:	1/4" (6 mm)
Glass coating:	CleanCoat+

Notes

Install this product according to the installation guide.

Wall jambs are made of clear plastic and may not cover existing shower door holes.

NOTICE: The vertical opening should be a minimum of 58" (1473 mm) to allow clearance for installing the top track over the wall jambs.

The vertical opening should be a minimum of 58" (1473 mm) to allow for installation clearance.