

Available at

ITEM NO. 3781182 / MODEL NO. 5746550003

AVA™ DUO 3570

MANSFIELD®




70" x 35" x 26-1/2", Whitley™ Collection Freestanding Bathtub, Chrome Drain

FEATURES

- High gloss, easy-to-clean acrylic with fiberglass reinforcement
- Standard bathtub provides a simple and relaxing soak
- Oval model with center drain
- Waste and Overflow included, chrome finish
- Adjustable pre-leveled legs for easy installation
- Flat deck on wall side for mounting the faucet or opt for a wall or floor mounted faucet
- Spacious bathing well designed for two-person comfort
- 10-year limited warranty on acrylic
- Installation: Freestanding
- Available in White



COMPONENTS

MODEL #	DESCRIPTION	CODES/STANDARDS
5746550003	70" x 35" x 26-1/2" Oval Whitley™ freestanding bathtub, chrome drain.	



ITEM NO. 3781182 / MODEL NO. 5746550003

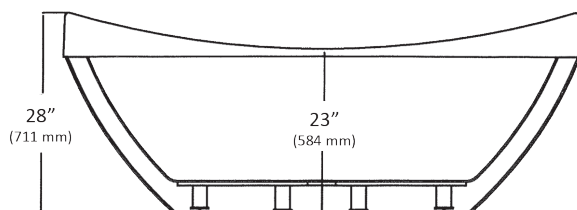
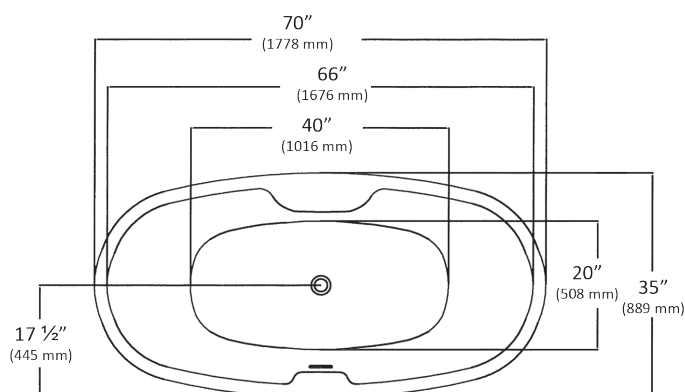
AVA™ DUO 3570**MANSFIELD®**

70" x 35" x 26-1/2", Whitley™ Collection Freestanding Bath, Chrome Drain

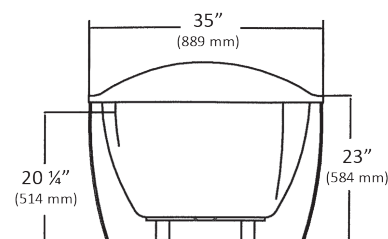
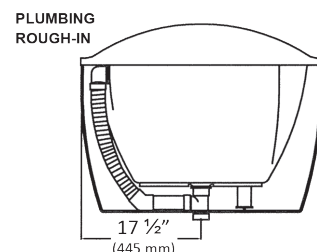
SPECIFICATIONS

MATERIAL	Acrylic, fiberglass reinforced
CONSTRUCTION	Two-piece design; bathtub and skirt
DRAIN FINISH	Chrome
SOAKING DEPTH	14-1/4"

WATER CAPACITY	52 gal. (max)
FLOOR LOADING WEIGHT	47 lbs. sq.ft.
SHIPPING WEIGHT	Model 5746550003 - 130 lbs. (59 kg)
WARRANTY	Acrylic - 10-Year

TECHNICAL INFORMATION**Note:** these dimensions are nominal and subject to change without notice.**NOTES:**

1. Measurements may vary 1/4" (+/-)
2. These dimensions are nominal and subject to change without notice.
3. Installation templates are provided with unit.



AREA AVAILABLE
FOR DECK MOUNTED FAUCET
(faucet not included).

