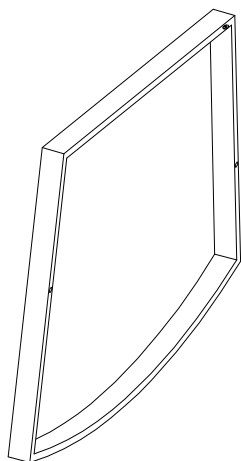
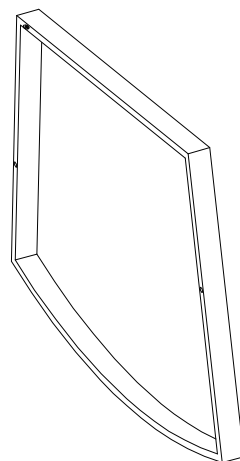


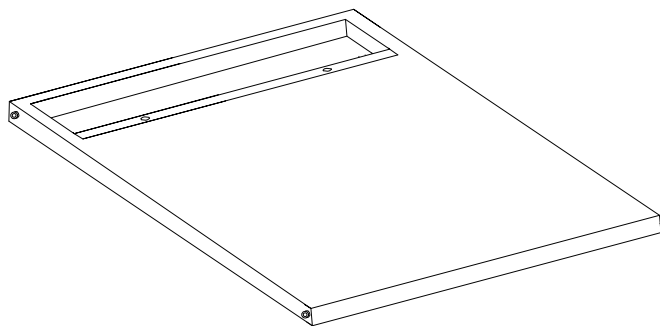
# Parts of Rocking Chair



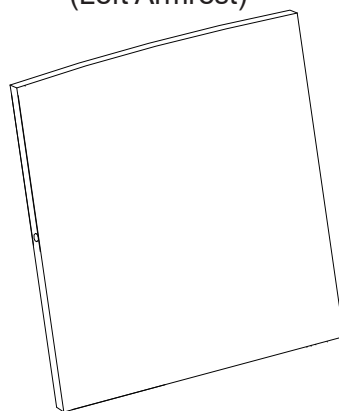
**A 1pc**  
(Right Armrest)



**B 1pc**  
(Left Armrest)



**C 1pc**  
(Seat)



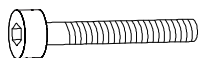
**D 1pc**  
(Backrest)



a Washers

M6 Washer

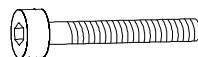
16pcs



b Bolts

M6\*35mm

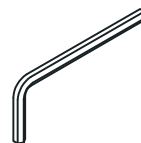
4pcs



c Bolts

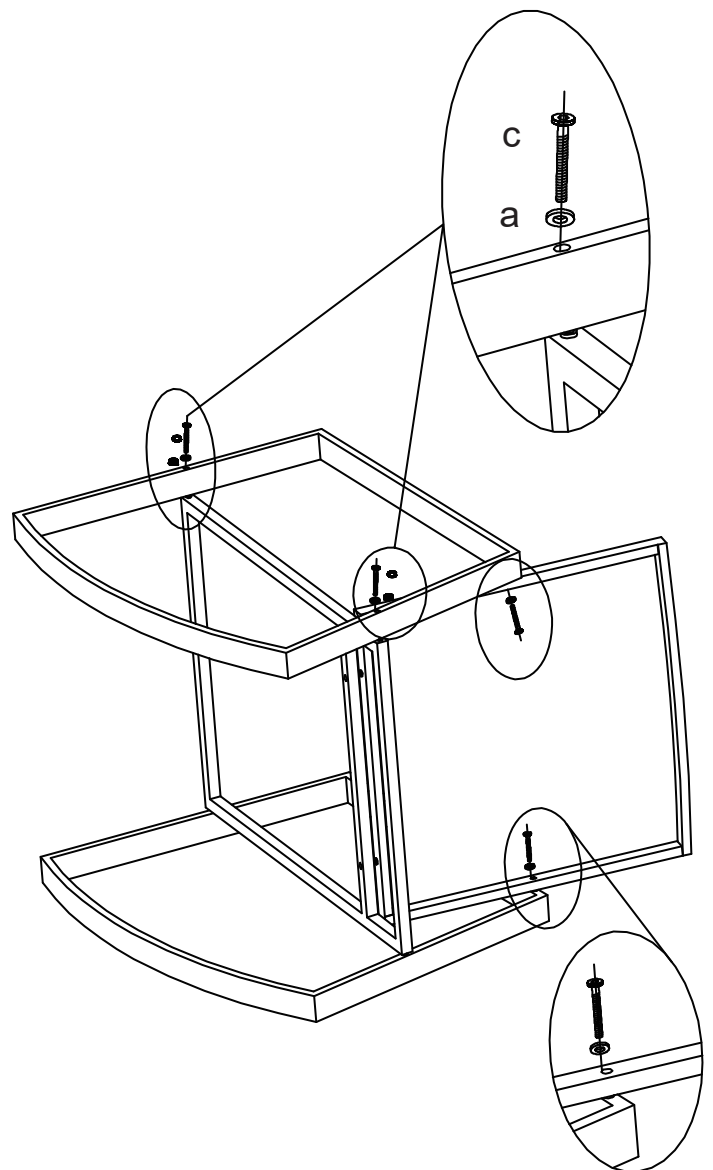
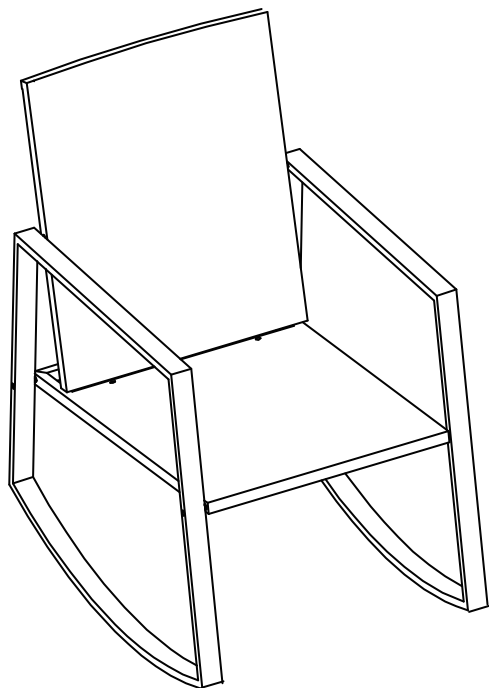
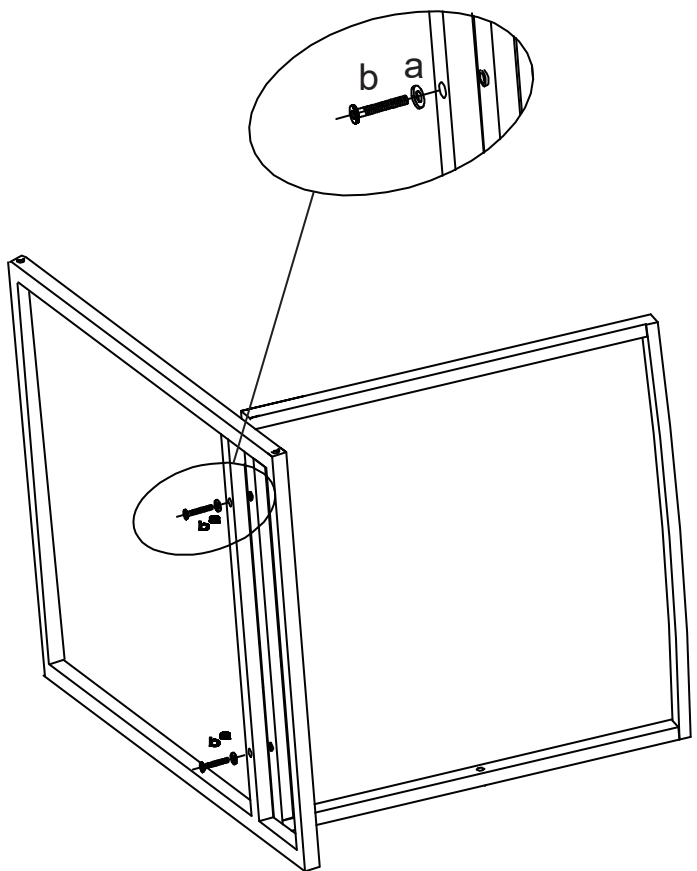
M6\*60mm

4pcs



Allen Key

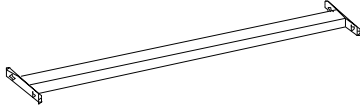
1pc



#### **NOTE:**


- 1. Please DO NOT fix screws tightly before all screws and holes connected.**
- 2. Keeping all screws half-tightened will make assembling easier**
- 3. Please email us with pictures if you need any help during assembling.**
- 4. Please email us if you need free cushion covers.**
- 5. Don't expose the cushions in the sun for a long period of time and cover the set or put cushions indoor when there is rain or snow expected for long periods of time.**
- 6. Please don't discard packing boxes before all cushion chairs are assembled without first making sure there are no issues with assembly or parts. We will ask for the SKU# on boxes if there are any issues reported so please keep that information and have it available. Thank you!**

# Parts of Coffee Table



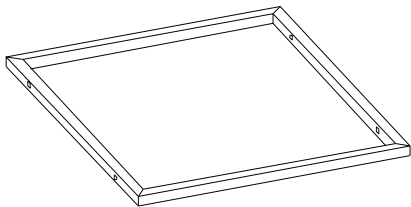
**E 1pc**

Connecting Tube



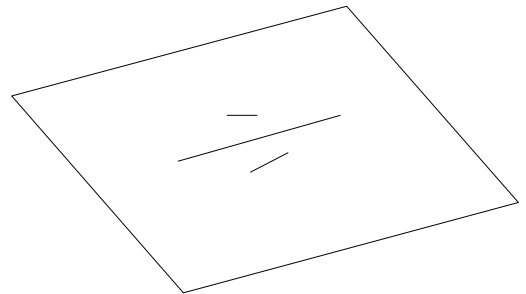
**F 2pcs**

Side Frame



**G 1pc**

Table Top



**1 pc**

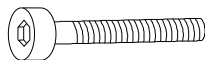
(Glass)



**a**

M6 Washer

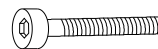
**8pcs**



**b**

M6\*25mm

**4pcs**



**d**

M6\*20mm

**4pcs**



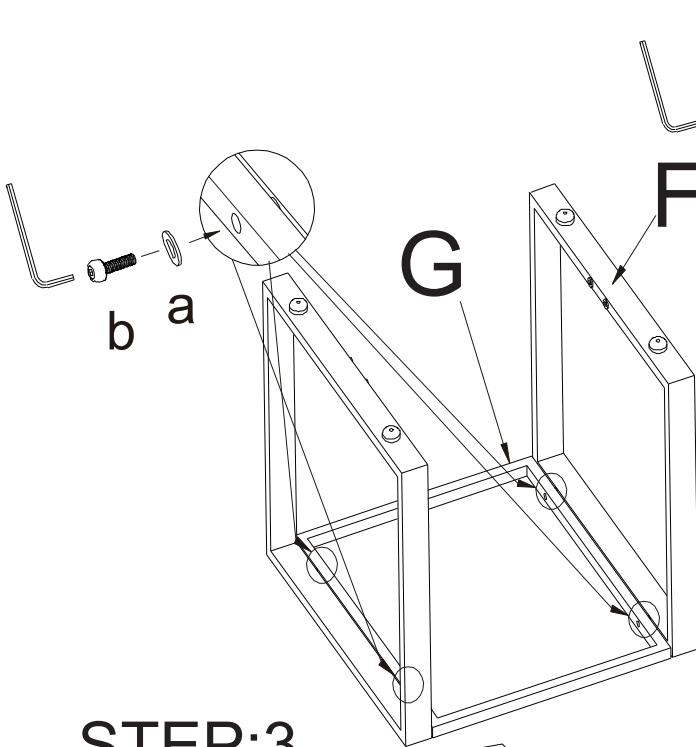
**c**

Allen Key

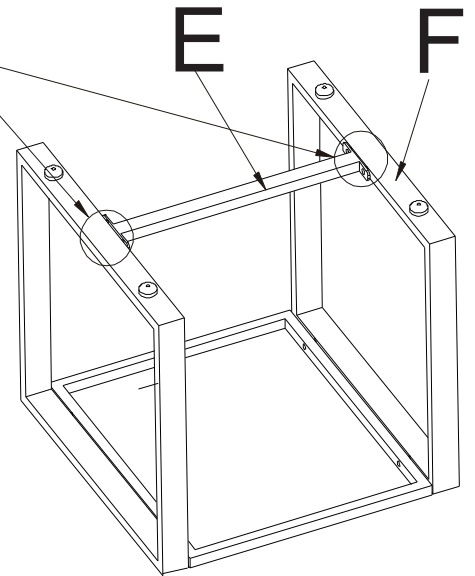
**1pc**

## Assembly steps For Coffee Table

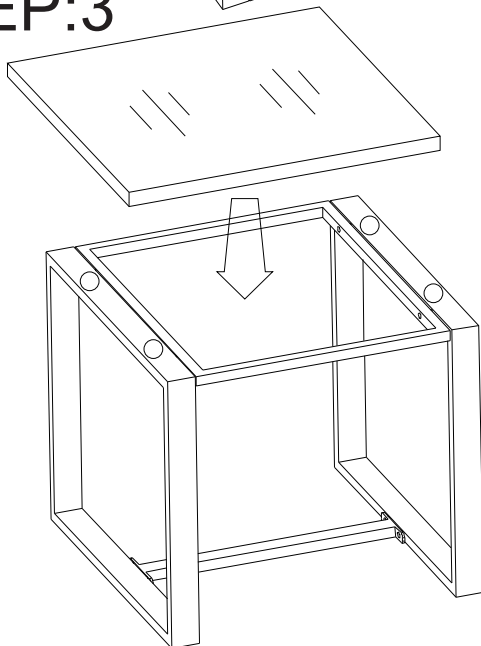
### STEP:1



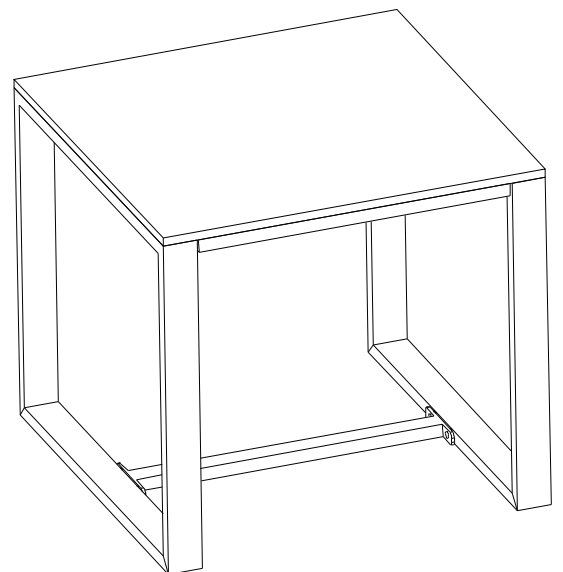
### STEP:2



### STEP:3



### STEP:4



#### NOTE:

1. Please **DO NOT** fix screws tightly before all screws and holes connected.
2. Keeping all screws half-tightened will make assembling easier
3. Please email us with pictures if you need any help during assembling.
4. Please email us if you need free cushion covers.
5. Don't expose the cushions in the sun for a long period of time and cover the set or put cushions indoor when there is rain or snow expected for long periods of time.
6. Please don't discard packing boxes before all cushion chairs are assembled without first making sure there are no issues with assembly or parts. We will ask for the SKU# on boxes if there are any issues reported so please keep that information and have it available. Thank you!