

Features

- Matching two-function sidespray featuring Sweep® Spray and BerrySoft® provides convenience for cleaning and food prep.
- Sweep® spray creates a wide, forceful blade of water for superior cleaning.
- BerrySoft® is a light spray that gently washes fruits and vegetables.
- Ceramic disc valves exceed industry longevity standards, ensuring durable performance for life.
- ProMotion® technology's light, quiet braided hose and swiveling ball joint make the sidespray easier and more comfortable to use.
- MasterClean™ sprayface features an easy-to-clean surface that withstands mineral buildup.
- Swing spout offers increased clearance for filling pots and cleaning.
- Two lever handles offer separate control of hot and cold water.
- 1.5 gal/min (5.7 l/min) maximum flow rate [max at 60 psi (4.14 bar)]

Material

- Premium metal construction.
- KOHLER finishes resist corrosion and tarnishing.
- Sidespray is color-matched to the faucet finish.

Installation

- Three-hole or four-hole installation.



ADA

CSA B651

Codes/Standards

ASME A112.18.1/CSA B125.1

NSF/ANSI 61

NSF/ANSI 372

All applicable US Federal and State material regulations

DOE - Energy Policy Act 1992

California Energy Commission (CEC)

ADA

ICC/ANSI A117.1





CSA B651

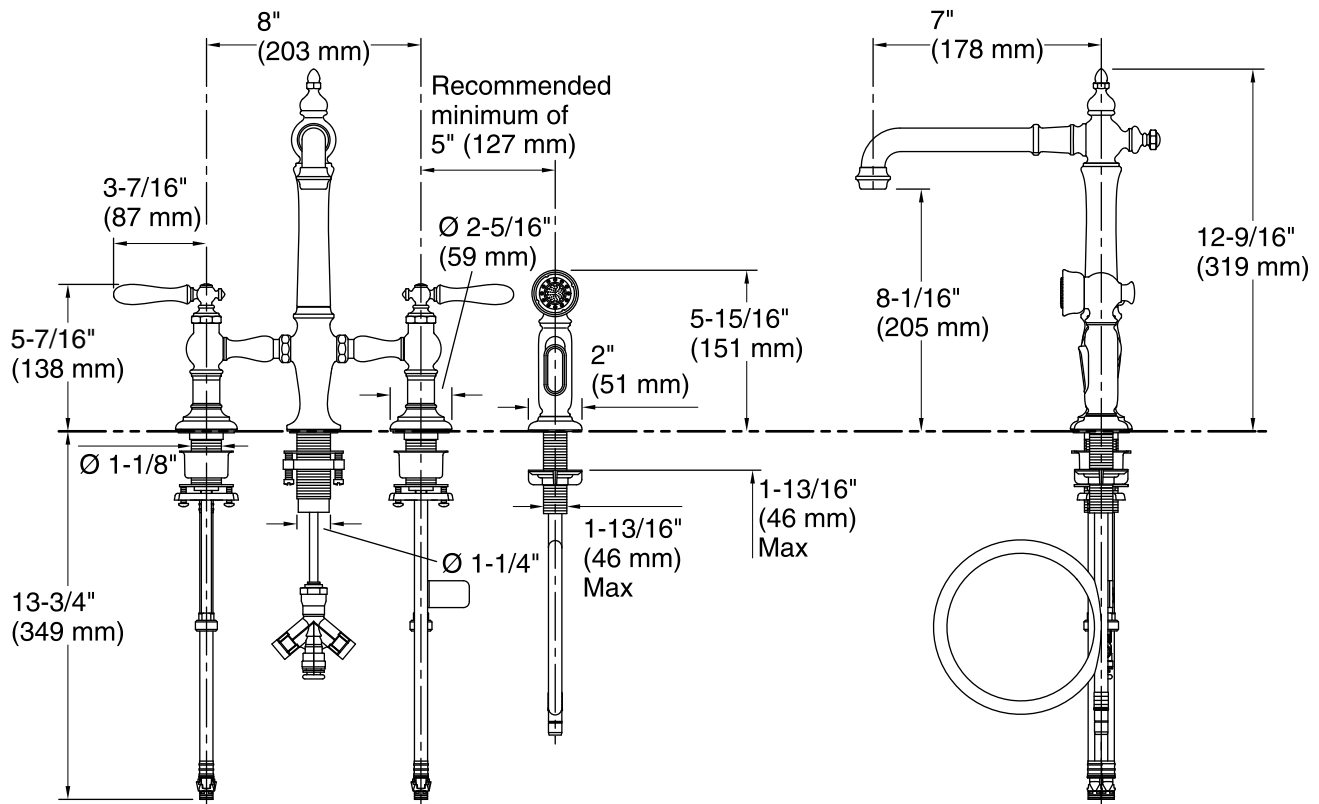
KOHLER® Faucet Lifetime Limited Warranty

See website for detailed warranty information.

Available Color/Finishes

Color tiles intended for reference only.

Color	Code	Description
	CP	Polished Chrome
	SN	Vibrant® Polished Nickel
	VS	Vibrant® Stainless
	2BZ	Oil-Rubbed Bronze
	VNT	Vintage Nickel



Technical Information

All product dimensions are nominal.

Faucet:

Flow rate: 1.5 gal/min (5.7 l/min)
Pressure: 60 psi (4.1 bar)

Sidespray:

Flow rate: 1.8 gal/min (6.8 l/min)
Pressure: 60 psi (4.1 bar)

Spout:

Spout reach: 7" (178 mm)
Handle clearance: 3-7/16" (88 mm)

Notes

Install this product according to the installation guide.

Drill the hole for the sidespray a minimum of 5" (127 mm) from the center of the lever handle.

ADA, CSA B651 compliant when installed to the specific requirements of these regulations.