



TORNADO INDUSTRIES, LLC
3101 WICHITA COURT
FORT WORTH, TX 76140
PHONE 800-VACUUMS
FAX 817-551-0719
WWW.TORNADOVAC.COM

Operations & Maintenance Manual
For Commercial Use Only



WINDSHEAR 3000 CARPET BLOWER
MODEL NO: 98772 (115V)/98773 (230V)



Long Term Buyer Protection Limited Warranty

Tornado Industries, LLC. (Tornado) warrants to the end/user customer that the Tornado product(s) will be free from defects in material and workmanship for the duration(s) described below. This limited warranty DOES NOT cover machines and/or components subject to normal wear and tear, damage that occurs in shipping, failures resulting from modification, accident, unsuitable operating environment, misuse, abuse, neglect, or improper maintenance by you. For full details, contact your Authorized Tornado Distributor, Service Center, or the Tornado Technical Service Department. Tornado sales and service representatives are not authorized to waive or alter the terms of this warranty, or to increase the obligations of Tornado under the warranty.

10 Years*

Plastic water tanks and Rotationally-molded bodies

2 Years*

Parts on all Tornado cleaning equipment

1 Year*

Labor on all Tornado cleaning equipment

1 Year*

Warranty on batteries, one year prorated

All battery warranties are handled directly by the battery manufacturer, on a one year prorated basis

Terms subject to change without notice

1. Except all Windshears™ Blowers, Storm, TV2SS, Side and Downdraft, Insulation Blowers, CV 30, CV 38, CK14/1 PRO, CK 14/2 PRO, SWM 31/9, CK LW13/1, CK LW 13/1 ROAM, CV 38/48 Dual, PV6, PV10, PV6 ROAM, Wall Mount Vacuum and all chargers are warranted for 1 (one) year for both parts and labor.
2. All non-wear item parts purchased after warranty expiration are warranted for 90 days.
3. Warranty starts from the date of sale to the consumer or, at Tornado's discretion, 6 months after the dealer purchased the unit from Tornado, whichever comes first.
4. The EB 30 is warranted for a period of 90 days for both parts and labor.
5. The warranty on engines used on propane powered equipment is limited to motor manufacturer's warranty.
6. Ride-on Scrubbers are warranted for 24 months, parts, 6 months labor or 1,000 hours, whichever occurs first.

Note: Tornado, The Latest Dirt, Floorkeeper, Carpetkeeper, Carpetrinser, Carpetrinser/Dryer, Headmaster, Taskforce, PAC-VAC, T-Lite, Glazer, Windshear, Max-Vac and Trot-Mop are trademarks of Tornado Industries

Website: www.tornadovac.com

Phone 1-800-VACUUMS

Fax 817-551-0719

Address 3101 Wichita Court
Fort Worth, TX 76140



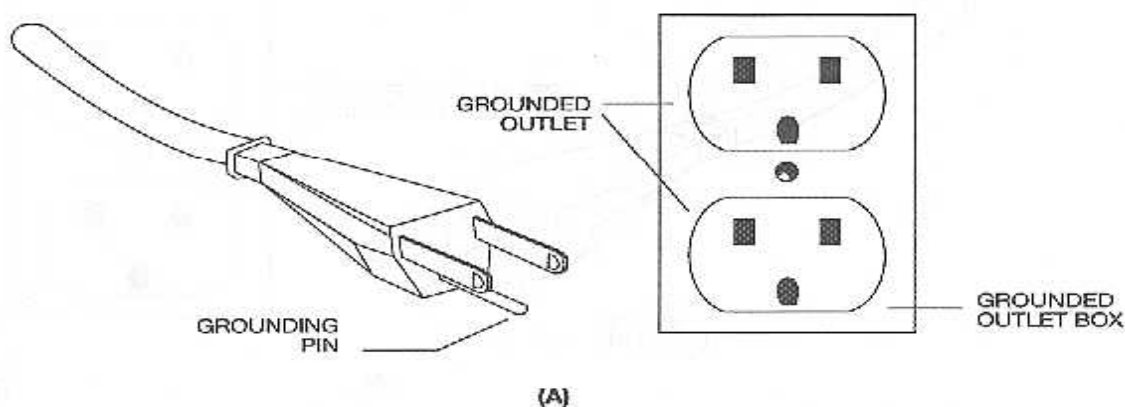
NOTES

GROUNDING INSTRUCTIONS

This appliance must be grounded. If it should malfunction or breakdown, grounding provides a path of least resistance for electric current to reduce the risk electric shock. This machine is equipped with a cord having an equipment -grounding conductor and grounding plug. The plug must be inserted into an appropriate outlet that is properly installed and grounded in accordance with all local codes and ordinances.

WARNING: Improper connection of the equipment-grounding conductor can result in a risk of electric shock. Check with a qualified electrician or service person if you are in doubt as to whether the outlet is properly grounded. Do not modify the plug provided with the appliance - if it will not fit the outlet, have a proper outlet installed by a qualified electrician.

This appliance is for use on a nominal 120-volt circuit, and has a grounding plug that looks like the plug illustrated in sketch A.



Specifications

CATALOG NO.	98772	98773		
SERIES	D	D		
VOLTS	115	230		
AMPS	8	4		
H.P.	1/2	1/2		
CERTIFICATION	*	**		

All specifications are subject to change without notice.

* All information and specifications printer in this manual are current at the time of printing. However, because of Tornado's policy of continued product improvement we reserve the right to make changes at any time without notice.



Your new Tornado unit is a high quality, precision-made product. All parts used in the manufacturing of this unit have passed rigid quality control standards prior to assembly. Please safeguard the original receipt / invoice. If you experience any problems with your unit during the warranty period, the original receipt / invoice will act as proof of purchase. Contact Tornado for any warranty inquiries.

IMPORTANT SAFETY INSTRUCTIONS

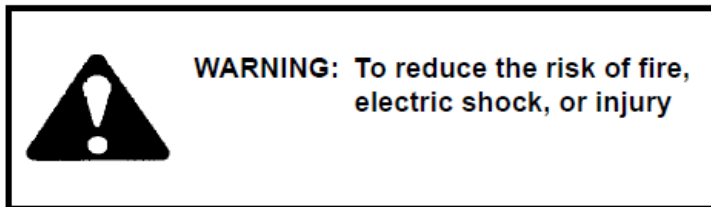
READ AND UNDERSTAND ALL INSTRUCTIONS BEFORE USING THIS UNIT

Read and understand this owner's manual and all labels on the unit before operating. Safety is a combination of common sense, staying alert and knowing how your unit works. Use this unit only as described in this manual. Use only manufacturer's recommended attachments. To reduce the risk of personal injury or damage to your unit use only Tornado recommended accessories.

IMPORTANT SAFETY INSTRUCTIONS FOR COMMERCIAL USE ONLY

WHEN USING AN ELECTRICAL APPLIANCE, BASIC PRECAUTIONS SHOULD ALWAYS BE FOLLOWED INCLUDING THE FOLLOWING:

READ ALL INSTRUCTIONS BEFORE USING THIS MACHINE



1. Do not leave machine when plugged in. Unplug from outlet when not in use and before servicing.
2. Use indoors only. Do not use outdoors, do not expose to rain.
3. Do not allow to be used as a toy. Use caution when operating near children.
4. Use only as described in this manual. Use only manufacturer's recommended attachments.
5. Do not use with damaged cord or plug. If machine is not working as it should, has been dropped, damaged, left outdoors, or dropped into water, return it to a Tornado Service Center.
6. Do not pull or carry by cord, use cord as a handle, close a door on cord, or pull cord around sharp edges or corners. Do not run machine over cord. Keep cord away from heated surfaces.
7. Do not unplug by pulling on cord. To unplug, grasp the plug not the cord.
8. Do not handle plug or machine with wet hands.
9. Do not put any object into openings. Do not use with any opening blocked; keep free of dust, lint, hair, and anything that may reduce air flow.
10. Keep hair, loose clothing, fingers, and all parts of body away from openings and moving parts.
11. Turn off all controls before unplugging.
12. Use extra care when cleaning on stairs.
13. Do not use to pick up flammable or combustible liquids, such as gasoline or use in areas where they may be present.
14. Connect to a properly grounded outlet only. See Grounding Instructions.

Save These Instructions

When The Machine Is Delivered

1 Check the carton for signs of shipping damage.

2 Remove machine from the carton and look for damage.

If the machine is damaged, notify the carrier immediately and request an inspection. Be sure to keep the carton, packing inserts, packing lists and carrier's receipt until the inspector has verified your claim.

Before Operating Machine

Read this manual completely before attempting to operate machine. This manual has important information for the use and safe operation of the machine. Keep this manual on file and handy. This machine will provide years of satisfactory service if operated and maintained according to recommendations in the manual. If additional information is needed, please contact your local distributor or write to:

TORNADO INDUSTRIES
3101 WICHITA COURT
FORT WORTH, TX 76140
PHONE 800-VACUUMS
FAX(708) 867-6968
www.tornadovac.com

Operation

Machine is shipped complete and ready for use.

1 Plug machine cord into properly grounded wall outlet or grounded extension cord.

2 Position as necessary. See Application Chart.

- 0° for surface air flow. Also can be inserted under the edges of carpets.

- 30° for walls, furnishings and ventilation.

- 90° for ceilings and ventilation such as in factories or warehouses.

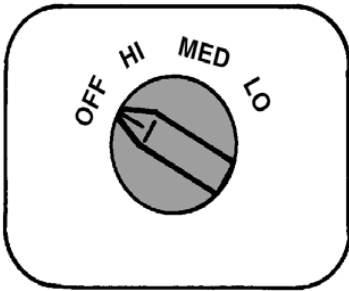
3 Turn switch and select desired speed setting- LOW - MEDIUM - HIGH

























Use low or medium speed for applications where high air volume is not recommended.

Use high speed for faster drying of surfaces and carpets.

4 When complete, turn switch to OFF position.

5 Wrap cord around holder.



Application Chart	Speed			Position		
	High	Med	Low	0° 	30° 	90° 
Carpeting	X	X	X			
Hard Floors (cleaning)	X	X				
Hard Floors (finish)	X	X	X			
Walls		X	X			
Ceilings	X	X				
Upholstery		X	X			
Drapery			X			
Ventilation	X	X	X			
Cooling	X	X	X			

Maintenance



WARNING: Always unplug machine before cleaning, making adjustments or repairs.

NOTE: Always store the Windshear 3000 in a dry place.

After Every Use

- Remove any lint or debris from the intake screen.
- Clean cord with window cleaner (or similar) and wrap.

Monthly

- inspect all electrical connections and cord.
- If you see noticeable build-up of debris in the motor and/or fan, remove the intake screen and fan. Vacuum clean and replace.

Warranty Registration Form

Please provide additional information on
Tornado equipment: (Check choices below)

- | | |
|---|---|
| <input type="checkbox"/> Automatic Scrubbers | <input type="checkbox"/> Sweepers |
| <input type="checkbox"/> Propane Floor Machines | <input type="checkbox"/> Rotary Floor Machine |
| <input type="checkbox"/> High Speed Burnishers | <input type="checkbox"/> Carpet Vacuums |
| <input type="checkbox"/> Carpet Extractors & Spotters | <input type="checkbox"/> Wet/Dry Vacs |
| <input type="checkbox"/> Steam Cleaners | <input type="checkbox"/> Jumbo Vacs |
| <input type="checkbox"/> Ride-On Equipment | <input type="checkbox"/> Pressure Washers |

See complete product info at www.tornadovac.com

Selling Dealer: (Required) _____

Please Print Clearly

Company/Institution	
Contact Name	Title
Address	City/State/Zip Code
Phone	Fax
Date of Purchase	Email

See white metal plate or sticker on unit for this information.

MACHINE TYPE/MODEL NUMBER:	MACHINE SERIAL NUMBER:
1. _____	1. _____
2. _____	2. _____
3. _____	3. _____
4. _____	4. _____

Facility Description (please circle all that apply)

- | | | |
|------------------------|---------------------------|---------------------|
| 1. School | 9. Hospital | 17. U.S. Govt. |
| 2. Retail Store | 10. Nursing Home | 18. Other Govt. |
| 3. Restaurant | 11. Religious Institution | 19. Auto Service |
| 4. Office Building | 12. Airport | 20. Airport |
| 5. Contract Cleaning | 13. Warehouse | 21. Non-Profit |
| 6. Light Manufacturing | 14. Apartment/Condo | 22. Other (specify) |
| 7. Heavy Manufacturing | 15. Warehouse | |
| 8. College/University | 16. Supermarket | |

How did you first learn about Tornado cleaning and maintenance equipment?	In square feet (<i>meters</i>)	
	Total Hard Floor Area	Total Carpeted Area Square feet (square meters)
<input type="radio"/> Contacted by local dealer <input type="radio"/> Previous experience with Tornado products <input type="radio"/> Reputation/ Recommendation <input type="radio"/> Advertising <input type="radio"/> Direct mail <input type="radio"/> Internet <input type="radio"/> Other	<input type="radio"/> 0-10,000 (0-930) <input type="radio"/> 10-50,000 (930-4,650) <input type="radio"/> 50-250,000 (4,650-23,250) <input type="radio"/> Over 250,000 (over 23,260)	<input type="radio"/> 0-10,000 (0-930) <input type="radio"/> 10-50,000 (930-4,650) <input type="radio"/> 50-250,000 (4,650-23,250) <input type="radio"/> Over 250,000 (over 23,260)

Damage or defect arising from abuse, neglect or other misuse is excluded from this warranty. Other items may or may not apply based on your specific machine. If any defect occurs, the warranty is voided if service is attempted by non-Authorized Tornado Service Centers.



Return to :
Tornado Industries
3101 Wichita Court
Fort Worth, TX 76140
Fax: 817-551-0719
or online at
www.tornadovac.com