



Buy it for looks. Buy it for life.®

Specifications

DESCRIPTION

- Metal construction with various finishes identified by suffix
- Hot and cold temperature indicators available

OPERATION

- Lever style handles with optional hot and cold indicators available
- Rotate hot side handle counterclockwise to open (clockwise to close) and the cold side handle clockwise to open and (counterclockwise to close)


FLOW

- Water usage is limited to these maximum flow rates as indicated by the corresponding product markings
 - 1.2 gpm max (4.5L/min) at 60 psi

CARTRIDGE


- 1234™ Duralast™ cartridge
- Nonmetallic, nonferrous and stainless steel material

STANDARDS

- Third party certified to meet ASME A112.18.1/CSA B125.1 and all applicable requirements referenced therein
- ADA  for lever handles

WARRANTY

- Limited lifetime warranty against leaks, drips and finish defects to the original consumer purchaser
- 5 year warranty if used in commercial installations



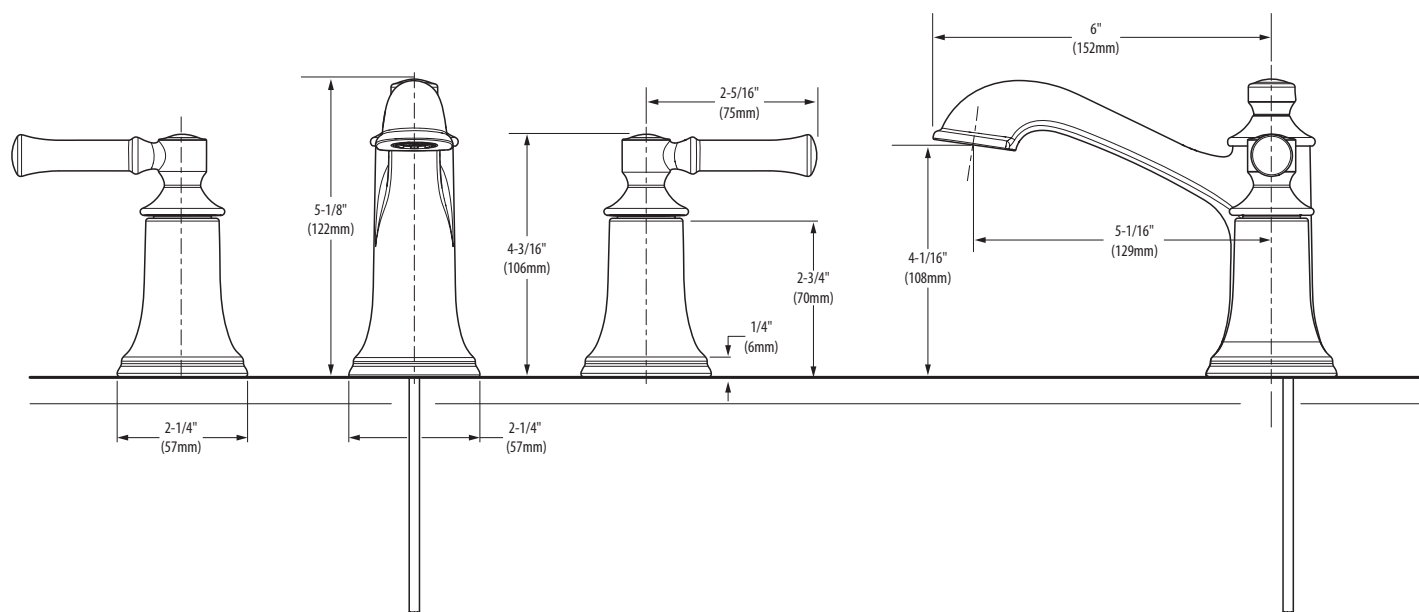
DARTMOOR™ Two Handle Widespread Lavatory Faucet Trim

Models: T6805 series

Valve: 9000, 69000

NOTE: THIS FAUCET IS DESIGNED TO BE INSTALLED THRU 3 HOLES, 1-1/8" MIN. DIA.

NOTE: FOR DECK THICKNESS 1-1/2" to 3", USE SERVICE KIT #175709. VALVES INSTALL THROUGH 1-1/4" DIA. HOLE.



CRITICAL DIMENSIONS

(DO NOT SCALE)



Buy it for looks. Buy it for life.®

*There is more than 1 version of this model.
Page down to identify the version you have.*

DESCRIPTION

- Duralock™ quick connect system
- Brass construction
- 1/2" IPS connections
- Includes pop-up waste assembly

OPERATION

- Hot side counterclockwise to open (clockwise to close)
- Cold side clockwise to open (counterclockwise to close)

CARTRIDGE

- 1234 cartridge design with nonmetallic and stainless steel materials

STANDARDS

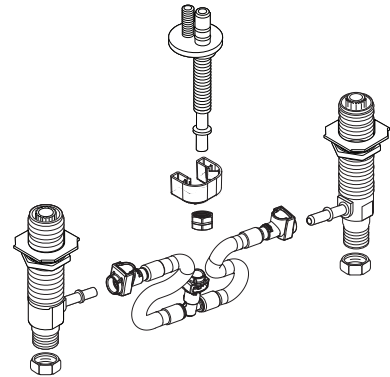
When Trim Kit is added to M-Pact valve, the product is:

- Third party certified to meet ASME A112.18.1/CSA B125.1 and all applicable requirements referenced therein including NSF61/9 & 372
- Complies with California Proposition 65 and with the Federal Safe Drinking Water Act

WARRANTY

- Lifetime limited warranty against leaks, drips and finish defects to the original consumer purchaser
- 5 year warranty if used in commercial installations

Specifications



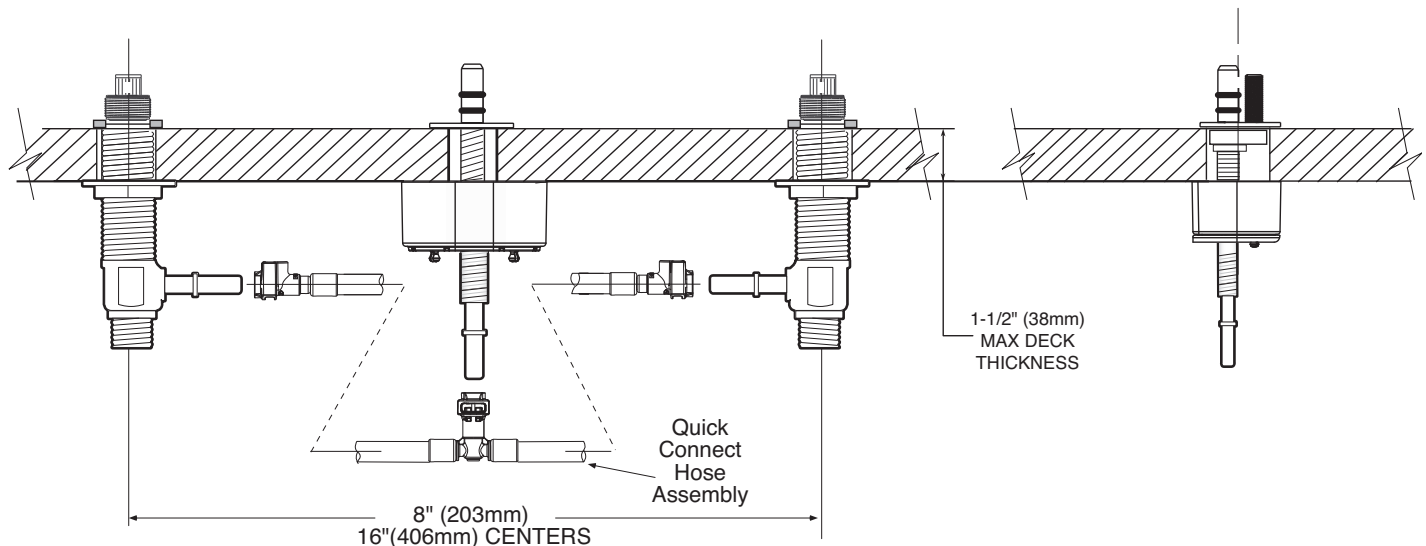
M-PACT VALVE Widespread Lavatory Rough-in Valve

Models: 9000, 69000
(69000-Bulk Packed 6 per carton)

NOTE: FOR DECK THICKNESS 1-1/2" to 3", USE SERVICE KIT #175709. VALVES INSTALL THROUGH 1-1/4" DIA. HOLE.

NOTE: SPOUT INSTALLS THROUGH 1-1/8" MIN. DIA. HOLE. VALVES INSTALL THROUGH 1-1/8" MIN. DIA. HOLE.

NOTE: MAXIMUM HOLE DIA. 1-1/2"



CRITICAL DIMENSIONS

(DO NOT SCALE)

DESCRIPTION

- Quick connect system
- Brass construction
- 1/2" IPS connections
- Includes pop-up waste assembly

OPERATION

- Hot side counterclockwise to open (clockwise to close)
- Cold side clockwise to open (counterclockwise to close)

CARTRIDGE

- 1224 cartridge design with nonmetallic and stainless steel materials

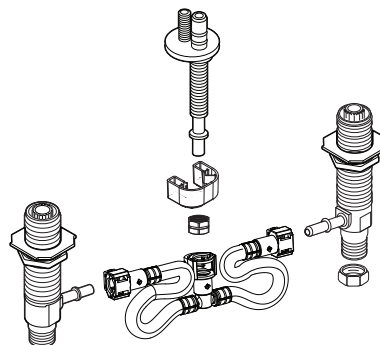
STANDARDS

When Trim Kit is added to M-Pact valve, the product is:

- Third party certified to meet ASME A112.18.1/CSA B125.1 and all applicable requirements referenced therein including NSF61/9 & 372
- Complies with California Proposition 65 and with the Federal Safe Drinking Water Act

WARRANTY

- Lifetime limited warranty against leaks, drips and finish defects to the original consumer purchaser
- 5 year warranty if used in commercial installations



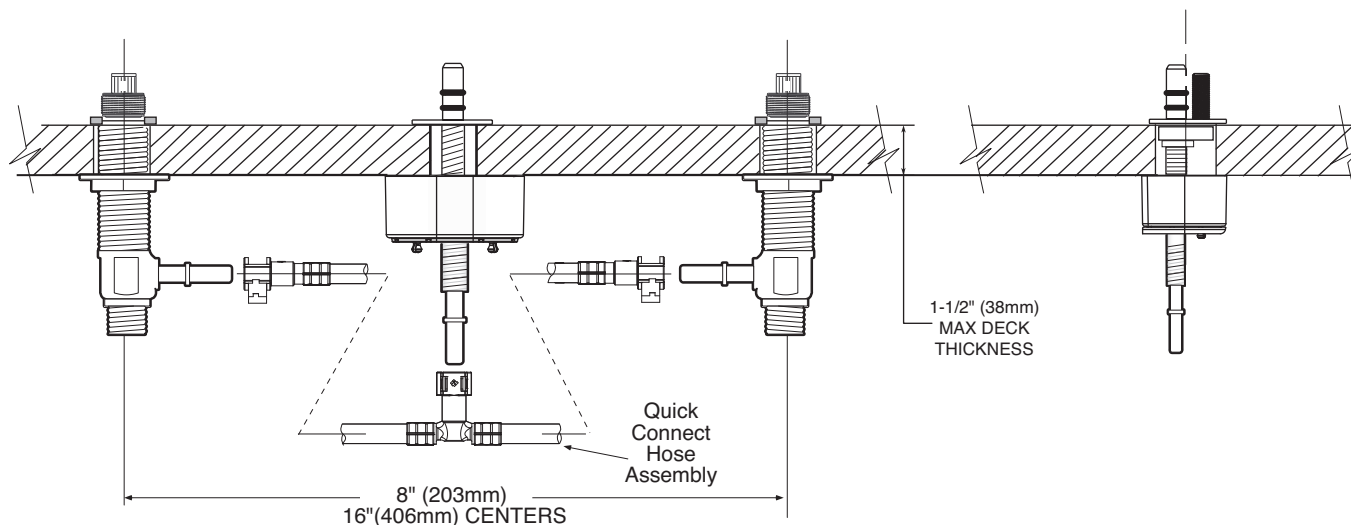
M-PACT VALVE Widespread Lavatory Rough-in Valve

Models: 9000, 69000
(69000-Bulk Packed 6 per carton)

NOTE: FOR DECK THICKNESS 1-1/2" to 3", USE SERVICE KIT #175709. VALVES INSTALL THROUGH 1-1/4" DIA. HOLE.

NOTE: SPOUT INSTALLS THROUGH 1-1/8" MIN. DIA. HOLE. VALVES INSTALL THROUGH 1-1/8" MIN. DIA. HOLE.

NOTE: MAXIMUM HOLE DIA. 1-1/2"



CRITICAL DIMENSIONS

(DO NOT SCALE)