

ASSEMBLY INSTRUCTIONS

ITEM NO.:CXY2501-02

COUNTER CHAIR

Read instructions carefully prior to assembly.


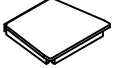
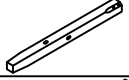
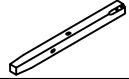



Thank you for purchasing this quality product. Check carefully for small parts which may come loose during shipment. Remove all components from pack and place top down on soft surface such as carpet or cloth to prevent scratching the finish. Identify and count all parts as specified below.

It is recommended to use two or more persons during the assembly process.

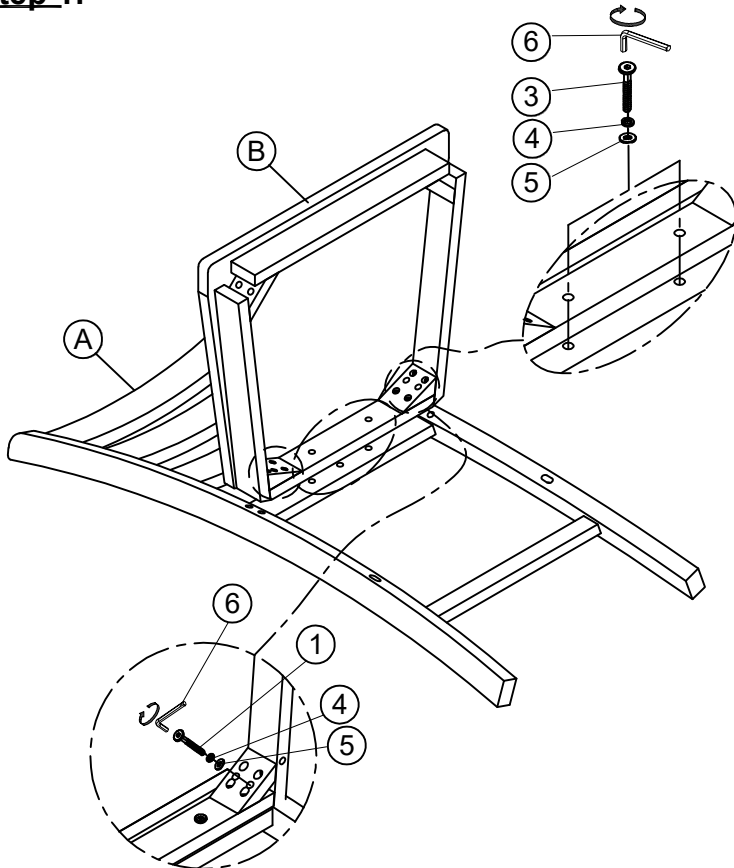
HARDWARE LIST FOR CHAIR

| NO. | DESCRIPTION | Q'TY |
|-----|-------------------------|--------|
| 1 | Allen Bolt '1/4*75mm | 4 Pcs |
| 2 | Allen Bolt '1/4*60mm | 4 Pcs |
| 3 | Allen Bolt '1/4*40mm | 2 Pcs |
| 4 | Flat washer '1/4*16mm | 10 Pcs |
| 5 | Spring washer '1/4*16mm | 10 Pcs |
| 6 | Allen Key '1/4 | 1 Pcs |
| 7 | Crew 4x40mm | 6 Pcs |

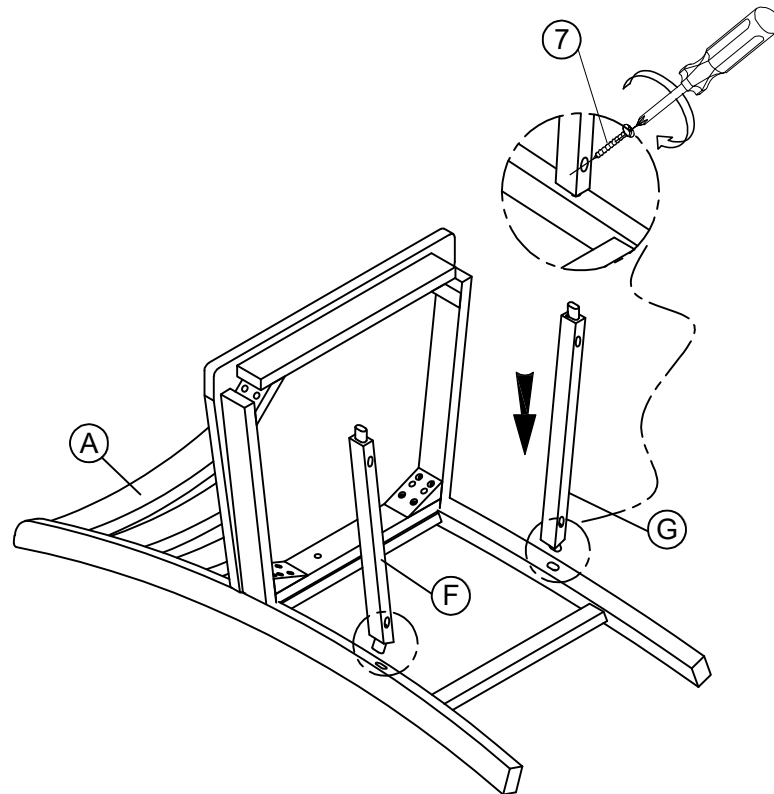
PARTS LIST FOR CHAIR

| NO. | DESCRIPTION | SKETCH | Q'TY |
|-----|-----------------|---|-------|
| A | Chair Back |  | 1 Pcs |
| B | Chair Seat |  | 1 Pcs |
| C | Left Front Leg |  | 1 Pcs |
| D | Right Front Leg |  | 1 Pcs |
| E | Front Stretcher |  | 1 Pcs |
| F | Left Stretcher |  | 1 Pcs |
| G | Right Stretcher |  | 1 Pcs |

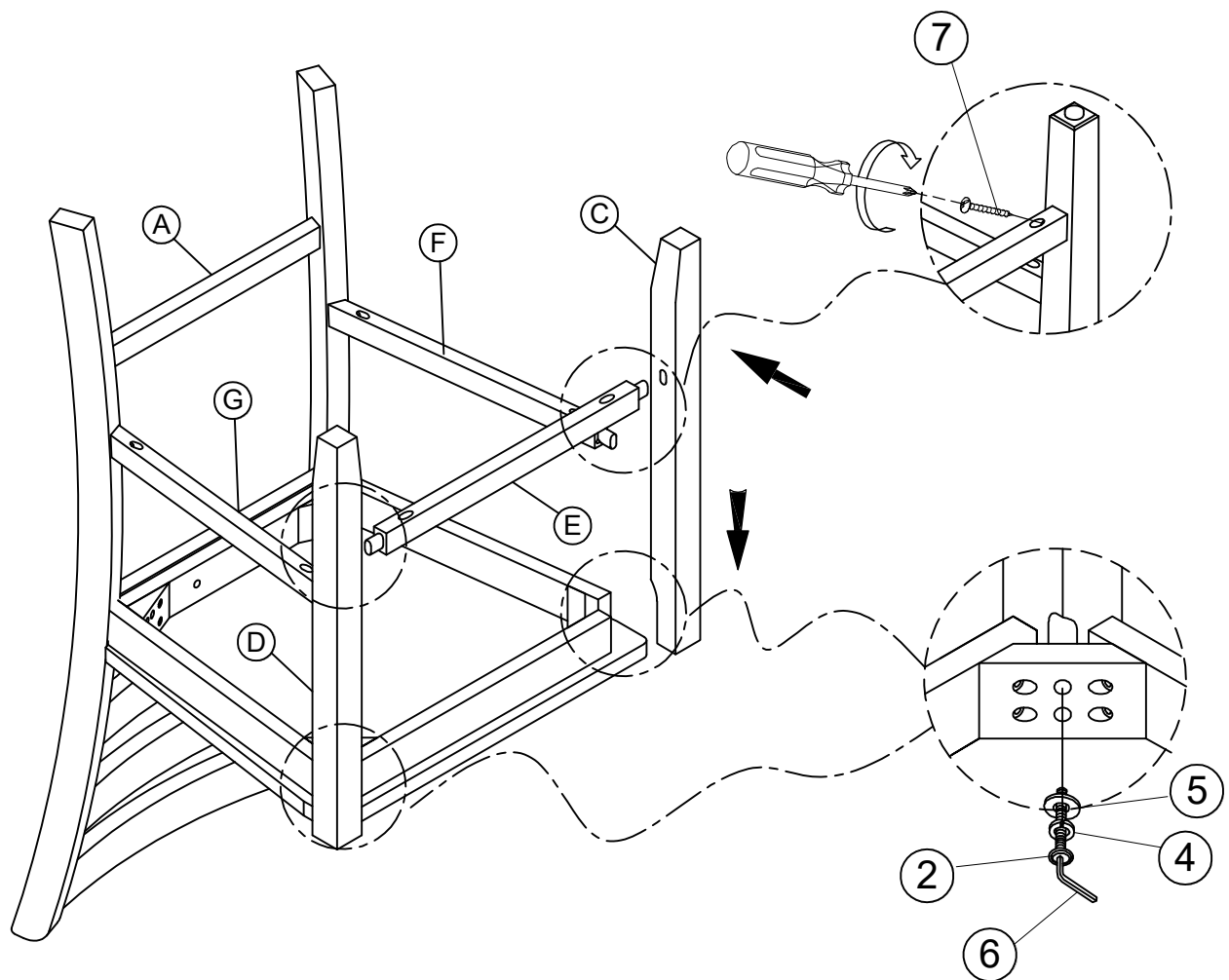
Step 1:




Step 2:



Step 3:



Step 4:



ASSEMBLY INSTRUCTIONS

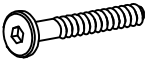


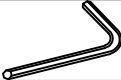
ITEM NO.:CXY2501-01/CXY2502-01

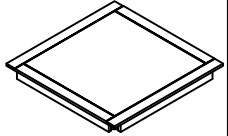

COUNTER TABLE

Read instructions carefully prior to assembly.

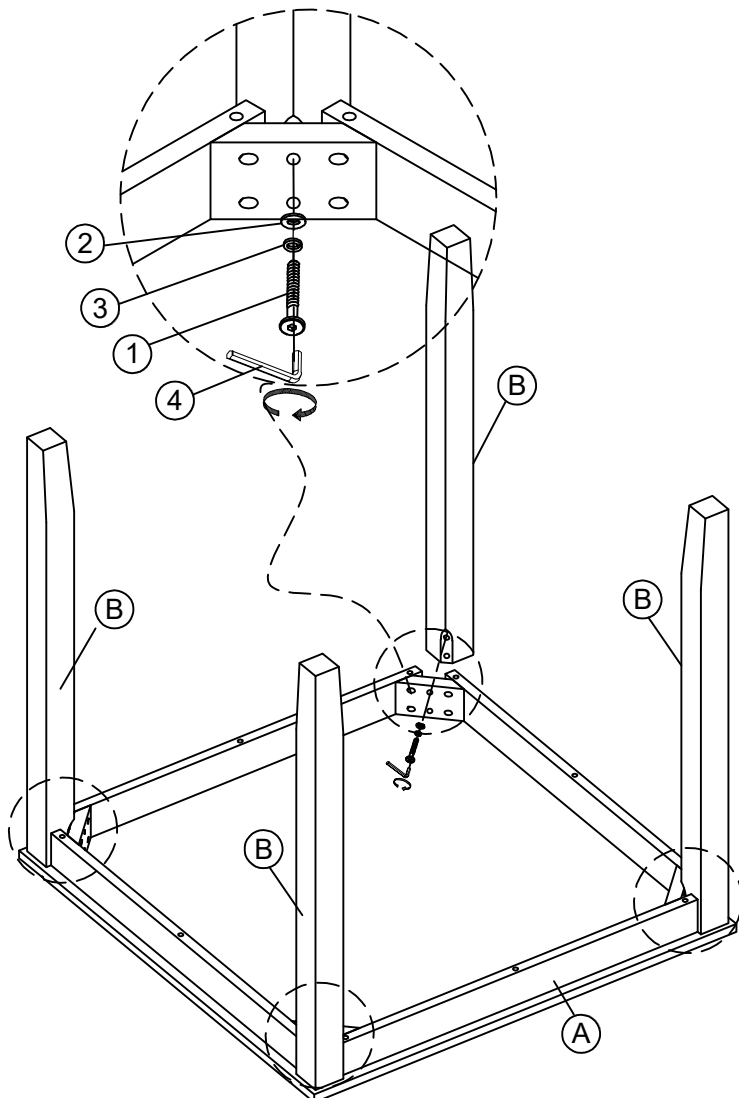
Thank you for purchasing this quality product. Check carefully for small parts which may come loose during shipment. Remove all components from pack and place top down on soft surface such as carpet or cloth to prevent scratching the finish. Identify and count all parts as specified below.

It is recommended to use two or more persons during the assembly process.

| HARDWARE LIST FOR TABLE | | | |
|-------------------------|--------------------------|---|-------|
| NO. | DESCRIPTION | | Q'TY |
| 1 | Allen Bolt '5/16*65mm |  | 8 Pcs |
| 2 | Flat washer '5/16*19mm |  | 8 Pcs |
| 3 | Spring washer '5/16*13mm |  | 8 Pcs |
| 4 | Allen Key '1/4 |  | 1 Pc |

| PARTS LIST FOR TABLE | | | |
|----------------------|-------------|---|-------|
| NO. | DESCRIPTION | SKETCH | Q'TY |
| A | Top Table |  | 1 Pc |
| B | Legs Table |  | 4 Pcs |

Step 1:



Step 2:

