



Underscore® Rectangle

6' VibrAcoustic® BubbleMassage™ Bath

K-1835-GVB



Features

- Center drain.
- Slotted overflow for deep soaking.
- VibrAcoustic® technology emits sound waves and offers a surround sound experience.
- Six transducers and a control amplifier with 25' (7.6 m) of wiring.
- High-resolution color screen in polished chrome.
- Chromatherapy lighting allows you to select a preferred color scheme to suit your mood.
- 72" (1829 mm) x 36" (914 mm) x 23" (584 mm)

Material

- Acrylic

Hydrotherapy

- 122 BubbleMassage™ airjets.
- Variable-speed blower for adjusting hydromassage intensity.
- Automatic purge cycles remove residual water from air channels after use.
- Built-in 300 W heater.

Installation

- Drop-in or under-mount.

Required Accessories

K-7271 Brass Slotted Overflow Bath Drain

or

K-7272 PVC Slotted Overflow Bath Drain

Recommended Accessories

1184460 Under-Mount Installation Kit

K-593 Under-Mount Installation Kit

K-1177 Vinyl Tiling-in Bead



Codes/Standards

ASME A112.19.7/CSA B45.10

CSA B45.5/IAPMO Z124

ASTM E162

ASTM E662

UL 1795

Greenguard UL 2818 - Gold










KOHLER® Plastic Baths and Receptors Lifetime Limited Warranty

KOHLER® Hydrotherapy Components Five-Year Limited Warranty

See website for detailed warranty information.

Available Color/Finishes

Color tiles intended for reference only.

| Color | Code | Description |
|--|------|---------------|
|  | 0 | White |
|  | 96 | Biscuit |
|  | 47 | Almond |
|  | NY | Dune |
|  | 95 | Ice™ Grey |
|  | G9 | Sandbar |
|  | K4 | Cashmere |
|  | 58 | Thunder™ Grey |
|  | 7 | Black Black™ |

1-800-4KOHLER (1-800-456-4537)

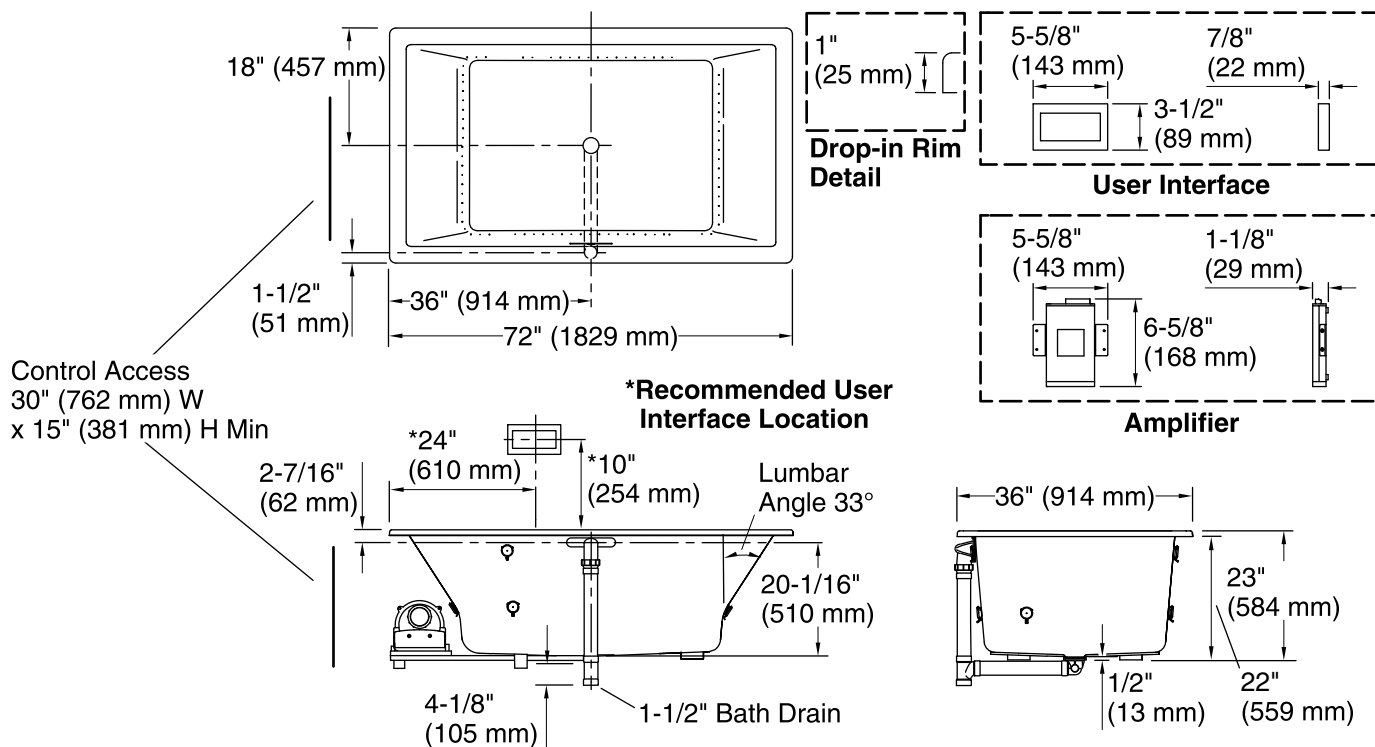
Kohler Co. reserves the right to make revisions without notice to product specifications.

For the most current Specification Sheet, go to www.kohler.com.

9-28-2018 10:00

THE BOLD LOOK
OF **KOHLER**®

No change in measurements if connected with required drain illustrated. (K-7272)



Required Electrical Service

One dedicated circuit required, protected with Class A Ground-Fault Circuit-Interrupter (GFCI) or Residual Current Device (RCD).

Blower, Amplifier: 120 V, 15 A, 60 Hz

Technical Information

All product dimensions are nominal.

| | |
|------------------------------|---|
| Installation: | Drop-in, Under-mount |
| Drain location: | Center |
| Basin area, bottom: | 45-3/4" x 25-15/16" (1162 mm x 659 mm) |
| Basin area, top: | 65-3/8" x 29-5/16" (1661 mm x 745 mm) |
| Weight: | 117 lbs (53.1 kg) |
| Minimum floor load: | 58.6 lbs/ft² (286.1 kg/m²) |
| Water depth: | 19-7/16" (494 mm) |
| Water capacity: | 112.9 gal (427.4 L) |
| Cutout: | Drop-in, 71-1/2" x 35-1/2" (1816 mm x 902 mm) |
| Electrical component rating: | Blower: 120 V, 10 A, 60 Hz Amplifier: 120 V, 1.2 A, 50/60 Hz |
| Blower speed: | Variable |
| Minimum flat for door: | 2-3/4" (69 mm) |

Notes

Measure your actual product for rough-in details. Install this product according to the installation instructions.

The hot water supply should be 70% of the capacity of the bath or greater. Installations will vary.

Control amplifier fits 16" (406 mm) center studs. 25' (7.6 m) cables are included.

Remote blower installation kit K-1446 is available for relocating the blower. Provide access for servicing the blower.

Kit is required for under-mount installations (sold separately).

Do not relocate or alter the PVC tee or coiled flexible tubing connected to the blower. Follow the blower relocation instructions exactly.