

NOTICE

*Please make sure that you have all parts indicated and they are in good condition before you begin assembly of this item. Refer to part list and hardware list below for guidance.

*This item should be assembled on a soft surface to prevent scratching the finish during assembly.

*This item may require periodic tightening.

*If you are having difficulty, our friendly Customer Care team is always here to help. Please email customersupport@safavieh.com

PREPARATION

*Before beginning assembly of product, make sure all parts are present. Compare parts with part contents list and hardware contents list.

*If any part is missing or damaged, do not attempt to assemble the product.







*Estimated Assembly Time: 15 minutes.

*Tools Required for Assembly (included): Allen Key

CARE AND MAINTENANCE

Always use felt pads under all articles to prevent discoloration or softening of the lacquer. Plastic and rubber bases on items can discolor wood. Wipe up spills immediately and avoid common hazards such as hot dishes, harsh solvents and abrasives. Cleaning should be done with a soft lint free cotton cloth dampened with water or furniture polish. On highly used surfaces we recommend applying a quality paste wax which should be used on a regular basis to provide additional protection from scratches and spills. How often you apply the wax depends on how much wear the furniture receives.

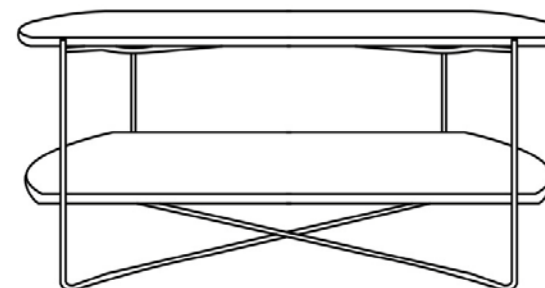
Part List and Hardware List

PIECE	DESCRIPTION	PICTURE	QUANTITY
A	Top		1X
B	Leg		1X
C	Shelf		1X
HW1	Socket Screw M6x0.5x15mm		8X
HW2	Allen key		1X
HW3	Rubber pad		4X



Item ID# COF4222

Product Dimensions:43-1/3"WX16-1/2"Dx17-7/10"H



WARNING



Weight Capacity:30LBS

Warning:Do not stand on table

Warning:Do not over torque screws

PREPARATION

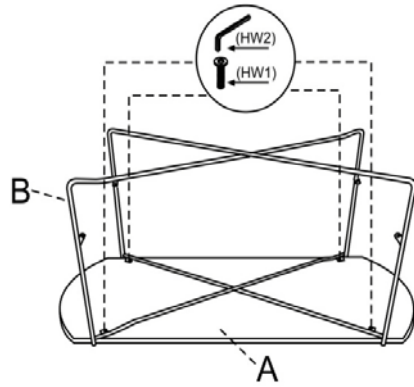
*Before beginning assembly of product, make sure all parts are present. Compare parts with package contents list and hardware contents list.

*If any part is missing or damaged, do not attempt to assemble the product.

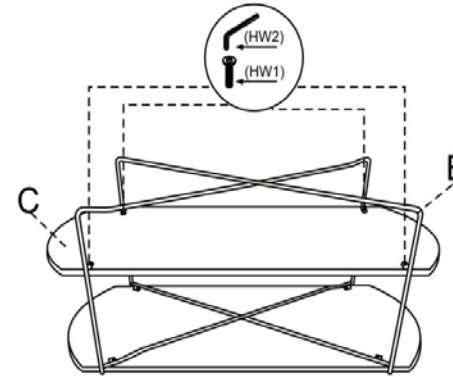
*Estimated Assembly Time: 15 minutes.

*Tools Required for Assembly (included): Allen Key

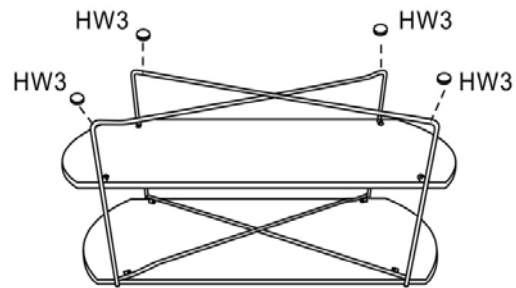
*If you are having difficulty, our friendly Customer Care team is always here to help. Please email customersupport@safavieh.com



STEP1: Attach the legs(B) to the top(A), using Socket Screw(HW1),
Tighten with allen key(HW2)



STEP2: Attach the shelf(C) to the legs(B) ,using Socket Screw(HW1)
Tighten with allen key(HW2)



STEP3: Attach the rubber pads(HW3) on the bottom of legs(B)