



## CLOSET15PH

Complies with NEC Code requirements for closet lighting.

The **SLIM** series, rugged design for commercial and industrial applications, is available in 4 lengths and accommodates all popular T8 and T12 lamp types commonly found in other luminaires in commercial facilities, reducing the number of lamps on the maintenance schedule.

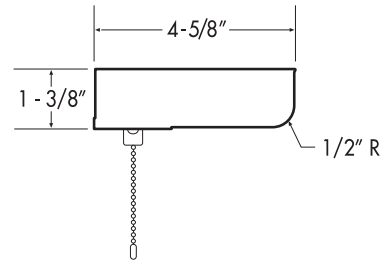
- The SLIM series is built to provide task lighting for assembly and workstations.
- The SLIM series accommodates popular lamp types.
- Available in 4 lengths, the SLIM can be specified with T8 or T12 lamps to fit any application.

- Shallow, unobtrusive 1-7/8" depth provides a discreet source of functional illumination.
- Available in 4 lengths and accommodates popular T8 and T12 lamps.
- Stay white, snap fit, damage resistant white ribbed acrylic lens provides even illumination.
- Housing is post-painted after fabrication to ensure a high quality finish.
- Includes conduit connector and mounting hardware.
- Hingeable service tray for quick installation and maintenance.
- Meets National Electric Code for closet lighting. Includes on/off pull chain, F15T8 lamp and special knockout pattern for J box mounting (CLOSET15PH).
- Rocker switch and grounded convenience available as field installed kit. Order part number (SWCO-KIT).
- U.L. listed.



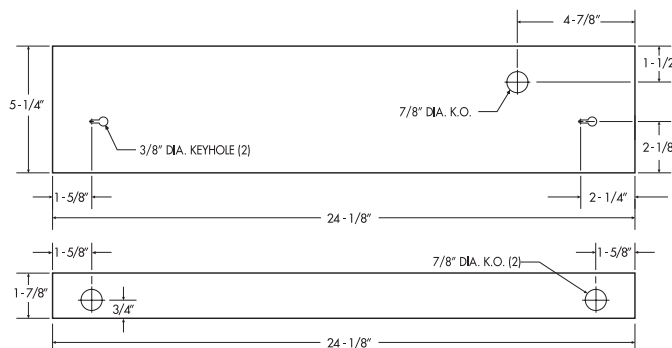
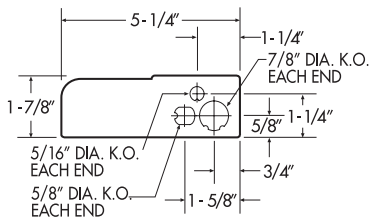
## T8 & T12 Fluorescent SLIM Series Ordering Information

SERIES	LAMPS (NOT INCLUDED)	BALLAST	H	L	W
CLOSET15PH	(1)-15W T8	Magnetic Preheat, NPF 120V	1-3/8"	18-1/8"	4-5/8"
SLIM15-B22	(1)-15W T8/T12	Electronic, NPF 120V	1-7/8"	18-1/8"	5-1/4"
SLIM20-B22	(1)-20W T8/T12	Electronic, NPF 120V	1-7/8"	24-1/8"	5-1/4"
SLIM30-B22	(1)-30W T8/T12	Electronic, NPF 120V	1-7/8"	36"	5-1/4"
SLIM40-B22	(1)-34/40W T8/T12	Electronic, NPF 120V	1-7/8"	48"	5-1/4"
SLIM17B11	(1)-17W T8	Electronic, Instant Start HPF 120V	1-7/8"	24-1/8"	5-1/4"
SLIM25B11	(1)-25W T8	Electronic, Instant Start HPF 120V	1-7/8"	36"	5-1/4"
SLIM32B11	(1)-32W T8	Electronic, Instant Start HPF 120V	1-7/8"	48"	5-1/4"



### ACCESSORIES

**SWCO-KIT** = Rocker switch and outlet (field install)



ADDITIONAL LENGTHS ARE 18-1/8", 36" AND 48"

