











# Assembly Instruction

## COUNTER STOOL

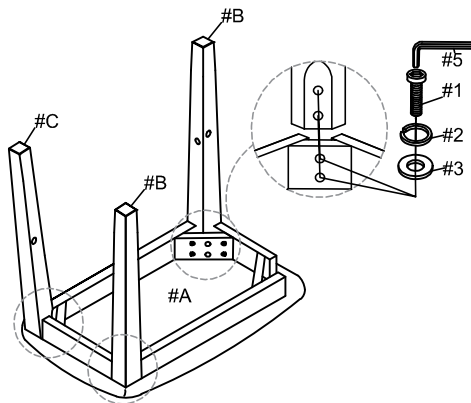
### SH2343S-SH2343PC

Thank you for purchasing this quality product. Be sure to check all packing materials carefully for small parts, which may have come loose inside the carton during shipment. Identify and count all items and compare with the parts list and/or hardware list shown below.

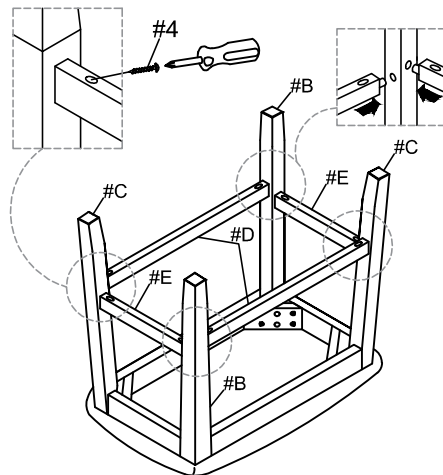
PARTS LIST			
No.	DESCRIPTION	SKETCH	Q'TY
A	Seat Frame With Cushion		2
B	Right Leg		4
C	Left Leg		4
D	Back / Front Stretcher		4
E	Right / Left Stretcher		4

HARDWARE LIST			
No.	DESCRIPTION	SKETCH	Q'TY
1	ALLEN BOLT (1/4" x 2-1/4")		16
2	SPRING WASHER (1/4")		16
3	FLAT WASHER (1/4")		16
4	SCREW #M4*38mm		16
5	ALLEN KEY M4		2

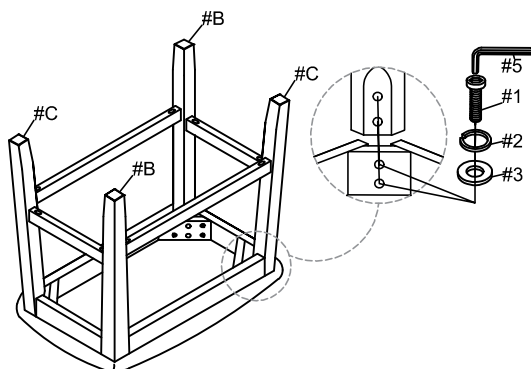
#### STEP : 1




#### STEP : 2



#### STEP : 3



#### STEP : 4










# Assembly Instruction

## COUNTER CHAIR

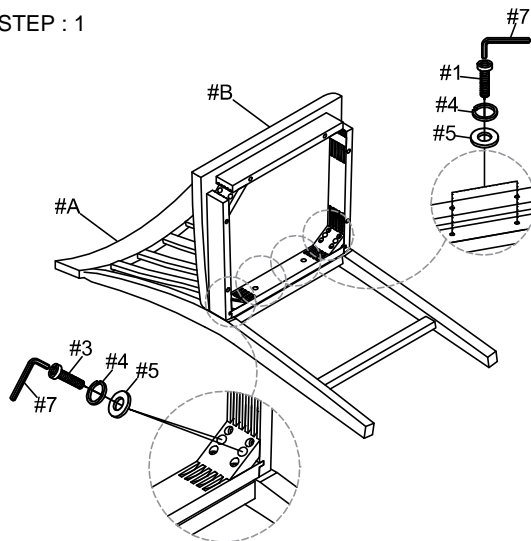
### SH2343S-SH2343PC

Thank you for purchasing this quality product. Be sure to check all packing materials carefully for small parts, which may have come loose inside the carton during shipment. Identify and count all items and compare with the parts list and/or hardware list shown below.

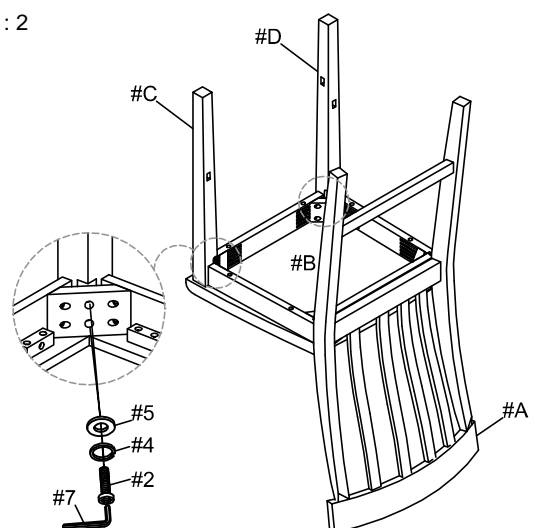
PARTS LIST			
No.	DESCRIPTION	SKETCH	Q'TY
A	BACK FRAME		2
B	SEAT FRAME WITH CUSHION		2
C	FRONT LEFT LEG		2
D	FRONT RIGHT LEG		2
E	FRONT STRETCHER		2
F	LEFT STRETCHER		2
G	RIGHT STRETCHER		2

HARDWARE LIST			
No.	DESCRIPTION	SKETCH	Q'TY
1	ALLEN BOLT (5/16" x 1-1/2")		4
2	ALLEN BOLT (5/16" x 2-1/4")		8
3	ALLEN BOLT (5/16" x 3-1/4")		8
4	SPRING WASHER (5/16")		20
5	FLAT WASHER (5/16")		20
6	SCREW #M4*38mm		12
7	ALLEN KEY M5		2

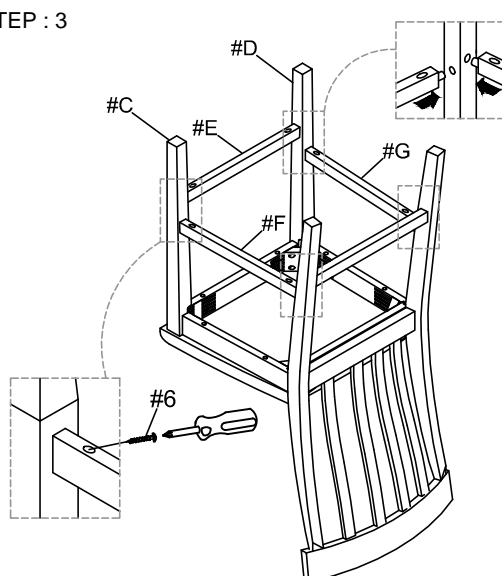
STEP : 1




STEP : 2



STEP : 3



STEP : 4










# Assembly Instruction

## COUNTER TABLE

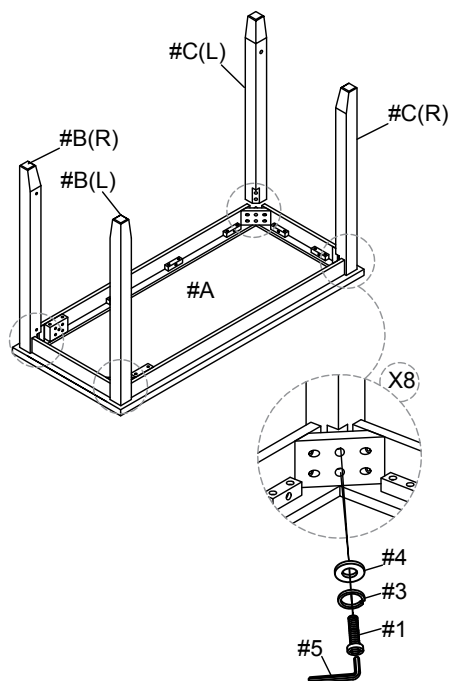
### SH2343PT

Thank you for purchasing this quality product. Be sure to check all packing materials carefully for small parts, which may have come loose inside the carton during shipment. Identify and count all items and compare with the parts list and/or hardware list shown below.

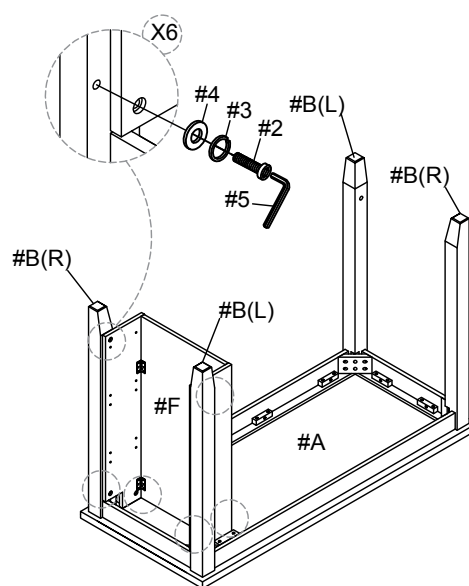
PARTS LIST			
No.	DESCRIPTION	SKETCH	Q'TY
A	TABLE TOP		1
B	STORAGE FRAME LEG (L+R)		2
C	TABLE LEG (L+R)		2
D	SHORT STRETCHER		1
E	LONG STRETCHER		1
F	STORAGE FRAME		1
G	PANEL		3

HARDWARE LIST			
No.	DESCRIPTION	SKETCH	Q'TY
1	ALLEN BOLT (5/16" x 2-1/4")		8
2	ALLEN BOLT (5/16" x 1-1/4")		6
3	SPRING WASHER (5/16 ")		14
4	FLAT WASHER (5/16" *16mm)		14
5	ALLEN KEY M5		1
6	SUPPORT BASS		12
7	SCREW #M4*12mm		12
8	SCREW #M4*38mm		4

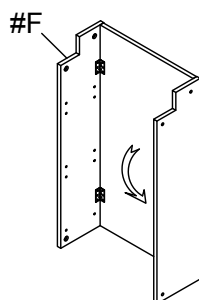
#### STEP : 1



#### STEP : 3



#### STEP : 2

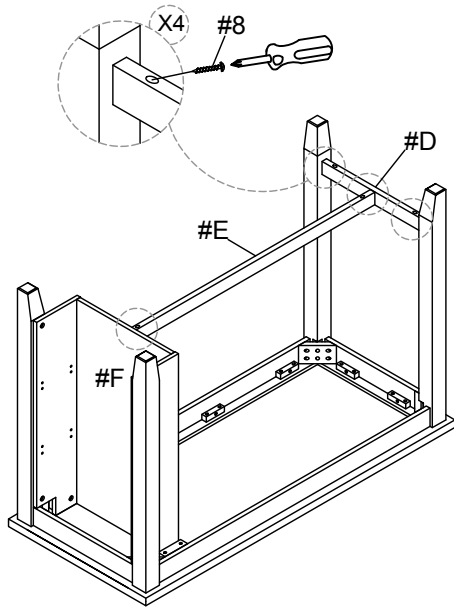


# Assembly Instruction

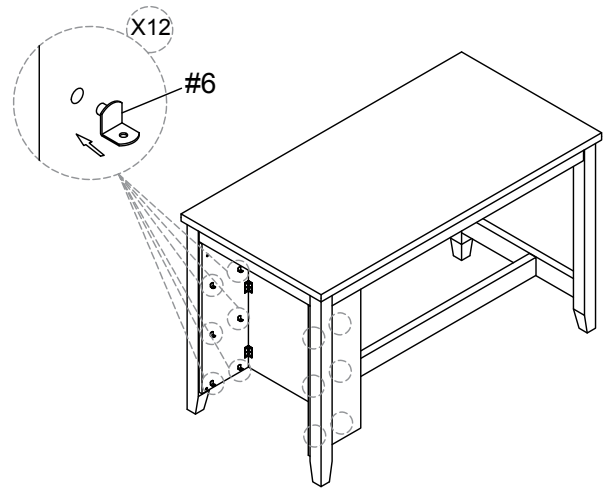
## COUNTER TABLE

### SH2343PT

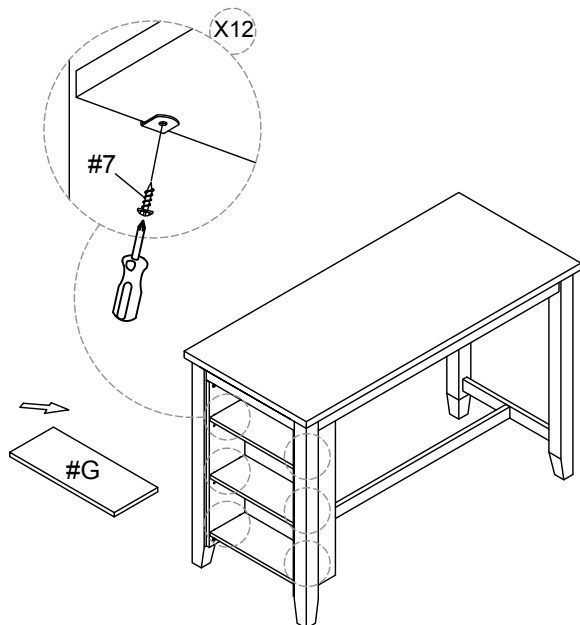
STEP : 4



STEP : 5



STEP : 6



STEP : 7

