



**DO IT YOURSELF**

# Contemporary Craftsman Trim

Skill Level



Estimated Cost

**\$200**

Time



Download PDF





## Contemporary Craftsman Trim

The Craftsman Movement was an architectural style from the 1890's through the 1930's. The Craftsman style was a stark departure from its predecessor, the Victorian Style. The Victorian era embraced the advancement in the American manufacturing industry and mass production, utilizing over the top details and elaborate embellishments. An example for the Victorian Home would be the Painted Ladies in San Francisco.

The American Craftsman style, influenced by the British Arts and Crafts movement, was a response to the Industrial Revolution in Europe thought to dehumanize labor. The movement focused on clean, simple lines, emphasizing joinery, and artisanship. Examples of these homes are Bungalow, Mission, Four-Square, and Prairie. As for influencers: Gustav Stickley, Charles and Henry Green as well as Frank Lloyd Wright played key roles in developing this style and are worth researching for inspiration.

The Craftsman Style exterior included:

- Tapered Columns
- Visible Knee Braces — Triangle supports that support the roof eave
- Oversized Roof Eaves

The Craftsman Style interior included:

- Built-In Cabinetry, Window seats and shelving
- Boxed Beam Ceilings
- Thick Trim Around Windows and Doors

Royal has tagged this trim package "Contemporary Craftsman" due to the undersized profiles. These sizes are more economical and lend themselves to smaller spaces. The profile thickness is designed to provide the proper reveal between casing and base, for a more traditional build.

## Style & Design

The Craftsman Trim program intention is to provide a palate of profile to create various styles. Use in conjunction with other profiles and materials to create unique trims. Here are a few samples illustrated:

**Simple** — Off the shelf profiles assembled in an historical arrangement The Craftsman Style exterior included:

- Header — 5-1/4" Casing
- Sill & Apron — 2-1/4" Casing
- Base & Jamb — 3-1/4" Casing and 4-1/4" Base




**Additional Profiles** — Adding cove and quarter round to enhance the look and function.

- Header — 5-1/4" Casing, 3/4" Cove & 3/8" Flat Trim
- Sill & Apron — 5-1/4" Sill & 2-1/4" Casing
- Base & Jamb — 3-1/4" Casing, 4-1/4" Base & 1/2" Quarter Round

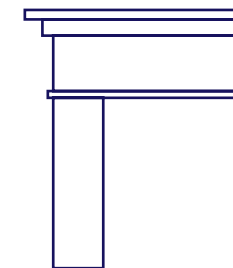
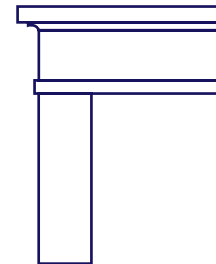
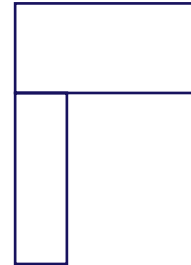
**Modified Profiles** — Changing the width of the profiles allows for further variations.

- Header — 5-1/4" Casing, 4-1/4" Base ripped to custom width
- Sill & Apron — 5-1/4" Sill (Reversed) & 3-1/4" Casing
- Base & Jamb — 3-1/4" Casing, 4-1/4" Base & 3/8" Flat Casing

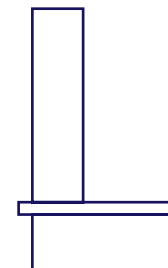
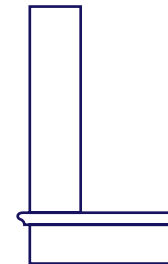

We will be install the modified version, based on a traditional Craftsman Bookcase. This will show the versatility of the product and cover a verity of installation/ assembly techniques. Testing the concept by building a 12 inch head assemble and suspending it on a door frame will provide the best decision making information for both color and style.



Window/Door Header



Window/Sill & Apron



Base & Door Jamb

