



# Stephen

## 60" x 32" Skirted Acrylic Whirlpool

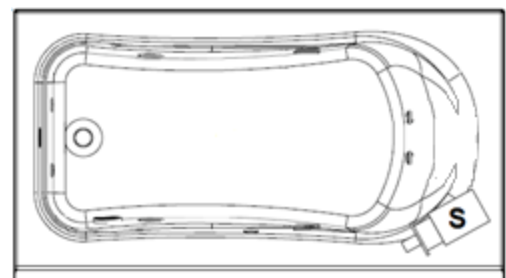
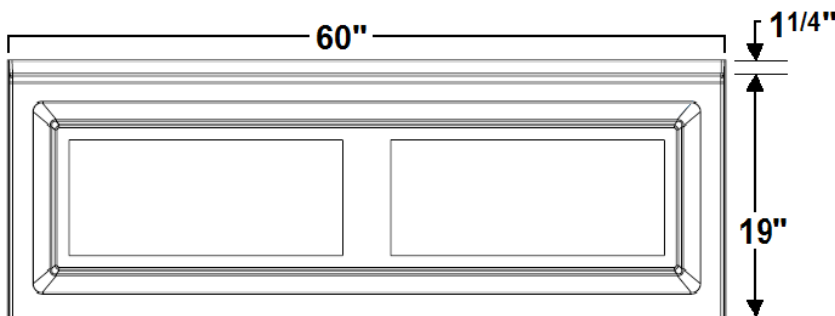
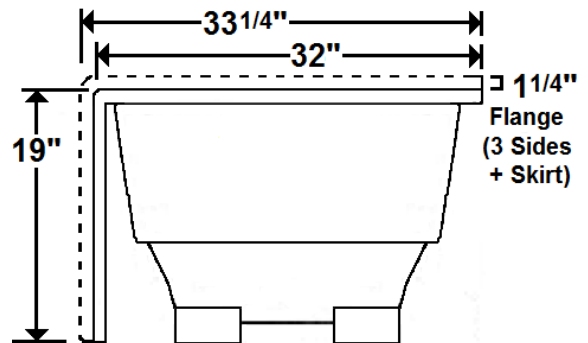
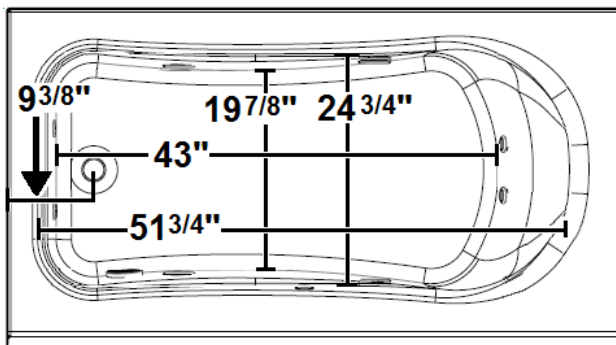
Model Number  
 6032SWSR-WH  
 6032SWSL-WH  
 RH & LH Drain Biscuit Whirlpool  
 6032SWSR-BI  
 6032SWSL-BI  
 RH & LH Drain Biscuit Whirlpool

### Features

- Color-matched jet trim
- 10 Self draining, adjustable hydrotherapy jets
- 3-Speed control for the 9 Amp pump
- Constructed of high-gloss durable acrylic
- Pre-leveled base for easy installation
- Textured floor
- Pillow included
- Made in the USA



**\*All dimensions are +/- 1/2" and subject to change without notice\***  
**Confirm specifications before installation**



Standard (S) Pump Location

### Technical Information

- Weight: 162 lbs.
- Water Depth to Overflow: 13 5/8"
- Operating Capacity: 31 gal.
- Water Capacity: 53 gal.
- Sump Dimension: 43" x 19 7/8"

### Electrical Requirements

- Standard Pump: 9 Amps
- 20amp Dedicated GFCI's required