



# SpreadRock<sup>TM</sup>

## GRANITE STONE COATING

SpreadRock® is a colorful blend of pre-mixed stone granules and DAICH Coatings' proprietary acrylic technology, formulated to spread smoothly onto interior or exterior concrete, masonry, brick and more, with outstanding results.

SpreadRock's stone matrix naturally creates the look of speckled granite while producing a slip resistant, super-hard surface with outstanding adhesion and flexibility plus excellent resistance to salt, ultraviolet light, and freeze/thaw cycles.

SpreadRock's colorful stone mix provides an extremely hard surface that is highly resistant to abrasion and impact. Its specialized bonding technology delivers superior elasticity, adhesion and low water absorption. It also exhibits excellent resistance to UV-related embrittlement and discoloration to assure long life, durability and performance.

### PERFORMANCE FEATURES

- freeze/thaw resistance
- UV resistant
- breathability
- low shrinkage
- colorfast
- flexible
- pre-mixed
- abrasion/impact resistant
- numerous colors
- easy maintenance
- crack resistant
- alkali resistant
- high resistance to salt



### DESCRIPTION:

Pre-mixed, non-cementitious stone matrix coating for interior/exterior floor and wall surfaces.

### USES:

Designed for use on stationary exterior concrete, masonry, prepared tile, styrofoam and wall board. For interior applications over concrete, masonry, drywall, tile, vinyl, linoleum, laminates.

### BENEFITS:

- protects concrete and other underlying surfaces
- comes completely pre-mixed and ready to apply – no messy blending, broadcasting or measuring.
- simple 3-step application.
- adds variable slip resistance to walking surfaces
- very high abrasion and impact resistance
- water-based, user friendly and environmentally safe with very low vocs
- resists the growth of mold, mildew, algae and other bacterials.
- easily applied by scraper, drywall spatula, trowel, squeegee and texture spray equipment.

**PACKAGING:** SpreadRock® is available in 3.78 litre and 18.9 litre containers.


**COVERAGE:** Up to 27 m<sup>2</sup> per 3.78 litres. Varies with substrate conditions and application thickness.

**COLOR SELECTION:** SpreadRock® is available in five standard colors. For larger custom projects Daich Coatings can also prepare specially tinted orders upon request.






Brownstone



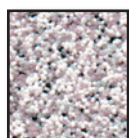
Flint Grey



Santa Fe



Sand



Plumstone

### SURFACE PREPARATION:

Surface must be structurally sound, clean, dry and free from spalling, efflorescence, dust, dirt, oils, surface flaking, poorly bonded or glossy paint, sealers, salts and other contaminants which may effect adhesion and product performance. New concrete must be allowed a minimum of 30 days cure time prior to application of SpreadRock®. New masonry surfaces should be allowed to cure a minimum of 48 hours prior to application. Exterior surfaces should be pressure washed using at least 2000 psi to clear any surface contaminants. For application over concrete/masonry surfaces which have been recently installed, or are smooth or efflorescent the surface needs to be cleaned and etched with **DAICH All-In-One Concrete Cleaner/Etcher**. Etching can also be accomplished with a blended solution of water and muriatic acid (2 parts water/1 part muriatic acid), follow by gently rinsing away all etcher and then perform pressure washing for effective removal of all etching/acid residues. For interior concrete surfaces we recommend scrubbing with

**DAICH All-In-One Concrete Cleaner/Etcher** or TSP. For applications over non-porous interior surfaces (vinyl, linoleum, ceramic tile) we recommended performing surface abrasion prior to washing to create surface profile for improved adhesion.



**MIXING:** Thoroughly stir contents prior to application. Use a drill mixing attachment for effective blending.

**PRIMER APPLICATION:** Surfaces to be coated with SpreadRock must first be primed with **DAICH Textured Primer**. It locks onto the surface and creates an optimal application area for SpreadRock to grab onto, for lasting adhesion to concrete and other substrates. Roll a uniform coat (15 - 18.5 m<sup>2</sup> per 3.78l) using a 10 or 12 mm roller, over the area and allow to dry fully (1 - 2 hrs. outdoors / 2 - 3 hrs. indoors) before proceeding with SpreadRock on seamless applications or projects using a **DAICH Decorative Concrete Stencil**. For projects where tile effects are desired using **DAICH 1/4" Grout Line Tape**, added primer dry time may be necessary. See separate instructions for details.

**APPLICATION:** May be applied by scraper, trowel, squeegee applicator or texture spray equipment. Ambient temperatures must not be less than 10° C, and should not exceed 30° C during application and for a continuous period of at least 24 hours after application. Two thin coats are recommended for highest performance.



### Easy Trowel Application

1) SpreadRock applies easily with a trowel. Pressing firmly, skim out a thin even coat (1.6mm, 1/16") over the prepared, primed concrete. 2) Work in manageable sections, preferably between natural breaking points like an expansion joint, grout line or slab edge. 3) Apply SpreadRock wet-in-wet as you go for uniform blending and clean results. Use a water bottle to mist wet edges periodically, especially in warmer conditions. 4) Apply a second thin coat 4 - 6 hours later, or the next day if more convenient.



### Easy Squeegee Application

1) SpreadRock can be applied quickly from a comfortable standing position with a SpreadRock® Squeegee or similar tool. Pour down a 1 ft. diameter puddle of SpreadRock and, pressing down firmly, spread it uniformly over the surface in a thin coat (1.6mm, 1/16"). 2) Work in sections, between natural breaking points like an expansion joint, grout line or slab edge. 3) Apply SpreadRock wet-in-wet as you go. Use a water bottle to mist wet edges periodically for smooth blending, especially in warmer conditions. 4) Apply a second thin coat 4 - 6 hours later, or the next day if more convenient.



### Texture Spray Application

1) SpreadRock can also be applied using a texture sprayer. Keep the spray nozzle 30 to 45 cm from the surface and spray a uniform layer over the surface. Flatten the sprayed material with a trowel or Squeegee, pressing firmly to pack SpreadRock's stone granules against the surface. Ideal thickness is approximately 1.6mm (1/16"). 2) Apply SpreadRock wet-in-wet. Use a water bottle to mist wet edges, especially in warmer conditions. 3) Apply a second thin coat 4 - 6 hours later, or the next day. **BONUS USE:** Spray a very light top "pepper coat" over the dry SpreadRock surface to add ultimate exterior slip-resistant texture.

**CURE TIME:**

Dry to touch in 60 minutes, depending on atmospheric conditions. Protect coated surfaces for 6-8 hours prior to exposure to rain or heavy condensation. Avoid foot traffic until the following day. In dry conditions product cure is complete in 24 hours.

**SEALING:**

Once fully cured for at least 24 hours (longer in damp or cool conditions that lengthen dry time), SpreadRock finishes must be sealed with **DAICH Ultra Clear Coat Sealer** or, for automotive surfaces, **DAICH DaiHard Garage & Driveway Sealer**. These sealers are an important final part of the SpreadRock resurfacing system. They optimize overall water-resistance, cleanliness and long-term durability. Apply two coats 4 - 6 hours apart. Wear clean shoes to keep Spreadrock clean before sealing. Re-seal every 2 - 3 years for residential surfaces and 1 - 2 years for higher traffic commercial areas and public spaces.

**\*\*For ultimate cleanliness and protection from oil, grease and chemicals — and a beautiful showroom finish, seal garage floors, basements, etc. with a thin uniform coat of DAICH DaiHard 100 Epoxy Clear Coat.**

For more information, visit [www.daichcoatings.com](http://www.daichcoatings.com).

**CLEAN UP:**

Equipment can be cleaned with soap and water prior to cure of material.

**MAINTENANCE:**

Most stains from food or beverages can be easily cleaned using water or any effective multi-purpose or citrus cleaner, and a sponge or deck brush. For the most stubborn stains, we suggest **X-Mess Multi-Purpose Cleaner by DAICH COATINGS** for easy safe cleaning of Daich Textured finishes and most other surfaces.

**PRECAUTIONS:**

In case of contact with eyes, flood eyes repeatedly with potable water and call a physician. DO NOT RUB EYES due to granular nature of material. Wash hands thoroughly after handling. Do not take internally. KEEP OUT OF REACH OF CHILDREN. Keep container closed. Do not use in the presence of unprotected foodstuffs. Keep product from freezing. Product which has been frozen must be discarded. Dispose of unused material in accordance with local, provincial and federal guidelines.