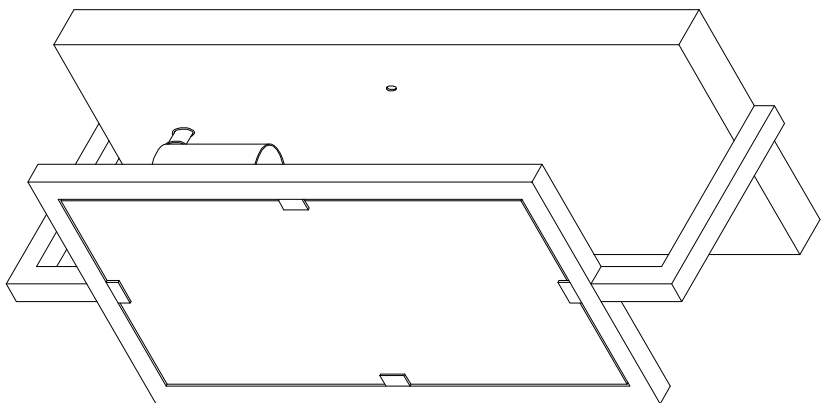


Please consult your electrician for hanging fixture and wiring.

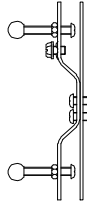


Bulbs :1*T10*40W (INCLUDING BULB)


**PRODUCTS ARE NOT INTENDED
FOR COMMERCIAL USE.**

**MADE IN CHINA
Page 1 of (2)**

IMPORTANT: Turn off the power at the main fuse or circuit breaker box before starting installation



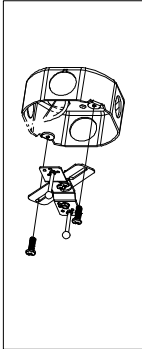
Bracket



Bulb

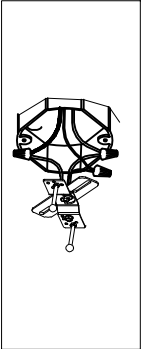
Locate all hardware & components before discarding packaging

1.)




Step 1:Remove mounting bracket from fixture and install it to electrical box.

2.)



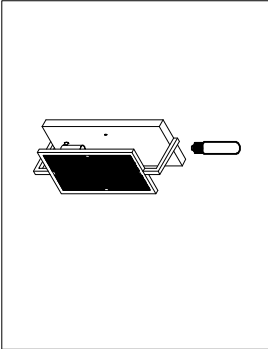
Step 2:Wire fixture to wires in outlet box. Green wire is for ground.

3.)



Step 3:Install fixture to back-plate and tighten worm screws so that fixture meets the wall.

4.)



Step 4:Install T10 bulb.

Cleaning & Care:

**Clean with soft cloth and a mild detergent.
Do not use abrasive cleaner.**