



Underscore® Rectangle

5' VibrAcoustic® Bath

K-1849-VB



Features

- End drain.
- Slotted overflow for deep soaking.
- VibrAcoustic® technology emits sound waves and offers a surround sound experience.
- Six transducers and a control amplifier with 25' (7.6 m) of wiring.
- High-resolution color screen in polished chrome.
- Integral lumbar support.
- 60" (1524 mm) x 36" (914 mm) x 21" (533 mm)

Material

- Acrylic

Installation

- Drop-in or under-mount.

Required Accessories

K-7271 Brass Slotted Overflow Bath Drain

or

K-7272 PVC Slotted Overflow Bath Drain

Recommended Accessories

1184460 Under-Mount Installation Kit

K-1491 Bath/Whirlpool Pillow

K-1601 Bath/Whirlpool Footstop

K-534 Under-Mount Installation Kit

K-1177 Vinyl Tiling-in Bead



Codes/Standards

CSA B45.5/IAPMO Z124

ASTM E162

ASTM E662

UL 1795

CSA C22.2 No. 218.2

Greenguard UL 2818 - Gold










EPA TSCA Title VI

KOHLER® Plastic Baths and Receptors Lifetime Limited Warranty

See website for detailed warranty information.

Available Color/Finishes

Color tiles intended for reference only.

Color	Code	Description
	0	White
	96	Biscuit
	47	Almond
	NY	Dune
	95	Ice™ Grey
	G9	Sandbar
	K4	Cashmere
	58	Thunder™ Grey
	7	Black Black™

1-800-4KOHLER (1-800-456-4537)

Kohler Co. reserves the right to make revisions without notice to product specifications.

For the most current Specification Sheet, go to www.kohler.com.

9-28-2018 10:02

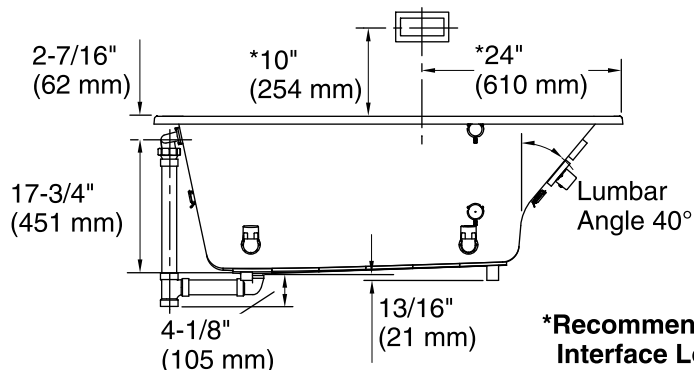
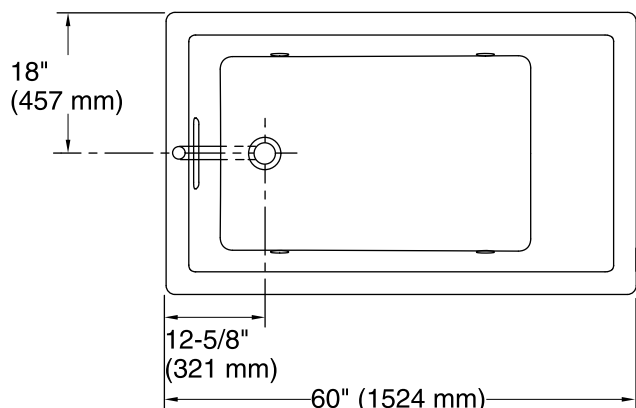
THE BOLD LOOK
OF **KOHLER**®



Underscore® Rectangle

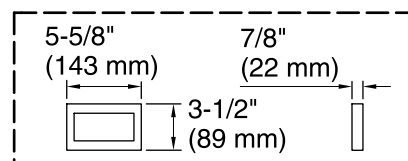
5' VibrAcoustic® Bath

K-1849-VB

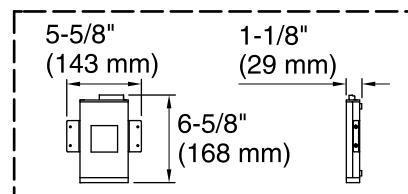


***Recommended User Interface Location**

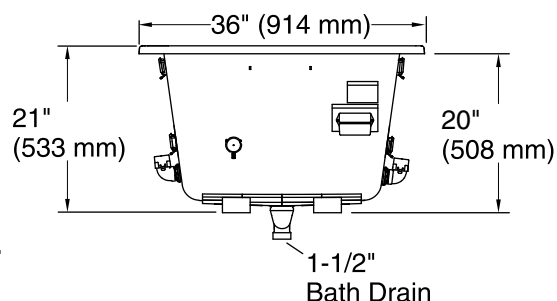
No change in measurement if connected with drain illustrated. (K-7272)



User Interface



Amplifier



Required Electrical Service

One circuit required, protected with Class A Ground-Fault Circuit-Interrupter (GFCI) or Residual Current Device (RCD).

Amplifier: 120 V, 15 A, 50/60 Hz

Technical Information

All product dimensions are nominal.

Installation: Drop-in, Under-mount

Drain location: End

Basin area, bottom: 39-9/16" x 24-11/16" (1005 mm x 627 mm)

Basin area, top: 53-5/8" x 29-1/2" (1362 mm x 749 mm)

Weight: 80 lbs (36.3 kg)

Minimum floor load: 52 lbs/ft² (253.9 kg/m²)

Water depth: 17-1/8" (435 mm)

Water capacity: 81.1 gal (307 L)

Cutout: Drop-in, 59-1/2" x 35-1/2" (1511 mm x 902 mm)

Electrical component rating: Amplifier: 120 V, 50/60 Hz

Minimum flat for door: 2-11/16" (68 mm)

Notes

Measure your actual product for rough-in details. Install this product according to the installation instructions.

The hot water supply should be 70% of the capacity of the bath or greater. Installations will vary.

Control amplifier fits 16" (406 mm) center studs. 25' (7.6 m) cables are included.