

### Features

- Single lever handle allows for both volume and temperature control
- Includes pop-up drain with 1-1/4" (32 mm) tailpiece
- KOHLER® ceramic disc valves exceed industry longevity standards for a lifetime of durable performance
- 1.2 gpm (4.5 lpm) maximum flow rate at 60 psi (4.14 bar)
- 7-1/8" (181 mm) spout reach
- Ideal for vessel sink applications
- Coordinates with Composed faucets, accessories, and showering components to complete your bathroom

### Material

- Premium metal construction for durability and reliability
- KOHLER finishes resist corrosion and tarnishing

### Installation

- Single-hole mounting
- Preattached flexible supply lines simplify installation

### Recommended Products/Accessories

K-23726 Drain treatment  
K-23723 Faucet cleaner  
K-73141 18" Towel Bar  
K-73142 24" Towel Bar  
K-73144 24" Double Towel Bar  
K-73145 towel arm  
K-73146 Double Robe Hook  
K-73147 Pivoting toilet paper holder  
K-73148 Vertical toilet paper holder



ADA

OBC

### Codes/Standards





ASME A112.18.1/CSA B125.1  
NSF/ANSI/CAN 61  
NSF/ANSI/CAN 372  
All applicable US Federal and State material regulations  
DOE - Energy Policy Act 1992  
EPA WaterSense®  
California Energy Commission (CEC)  
ADA  
ICC/ANSI A117.1  
OBC  
IAPMO Certification

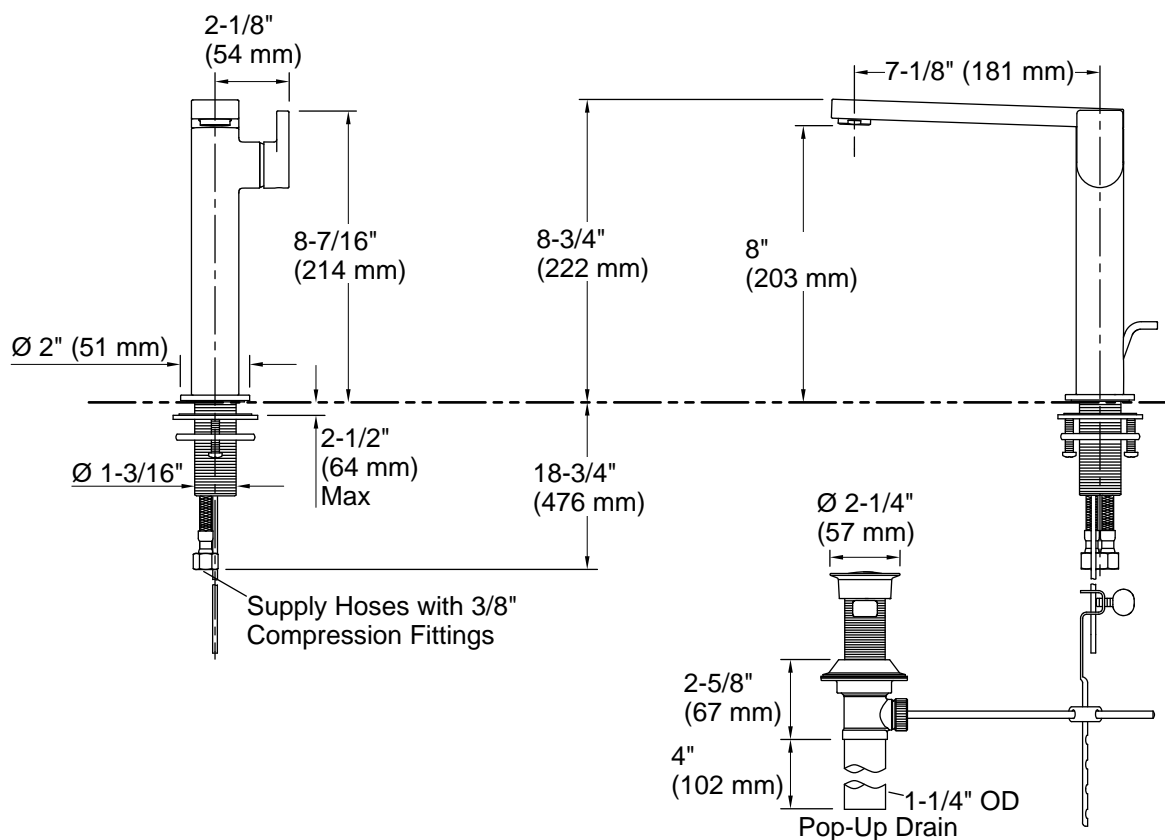
### KOHLER® Faucet Lifetime Limited Warranty

See website for detailed warranty information.

### Available Colors/Finishes

*Color tiles intended for reference only.*

Color	Code	Description
	CP	Polished Chrome
	SN	Vibrant® Polished Nickel
	AF	Vibrant® French Gold
	BN	Vibrant® Brushed Nickel
	BV	Vibrant® Brushed Bronze
	BL	Matte Black



### Technical Information

All product dimensions are nominal.

#### Faucet:

Flow rate: 1.2 gal/min (4.5 l/min)

Drain included: Yes

Drain with overflow: Yes

#### Spout:

Spout reach: 7-1/8" (181 mm)

#### Handshower:

Rated maximum flow: 0 gal/min (0 l/min)

### Notes

Install this product according to the installation guide.

ADA compliant for handles only.

ADA, OBC compliant when installed to the specific requirements of these regulations.